

2025

T R A N S F O R M I N G H A R D S C A P E S

UNILOCK®







What do you see when you look at a backyard, front porch, or driveway?

At Unilock, we see possibilities.

Possibilities to build works of art and personal playgrounds. Possibilities to bring families together for a birthday barbecue or a wedding reception. Possibilities to transform your imagination into remarkable outdoor spaces, and build connections stronger than the concrete underfoot.

And we don't let possibilities go to waste. Built on more than 50 years of innovation and sustainability, we provide customers the tools to transform dreams into reality. We connect you with proven contractors and supply an endless canvas of materials, but the final product is always uniquely yours. And when your project is complete, you don't just have something beautiful, you've changed the way you see the world.

So, where can you see possibilities, and how can we help you build them?

UNILOCK TRANSFORMING **HARDSCAPES**

TABLE OF
Contents



DREAM

- | | | | |
|-----------|----------------|-----------|---------------------|
| 6 | Start Dreaming | 42 | Best in Show Winner |
| 40 | Before & After | 44 | Commercial Projects |

PRODUCTS

- | | | | |
|-----------|----------------------|------------|------------------------|
| 48 | Discover your Style | 84 | Elegance Products |
| 56 | Unilock Technologies | 96 | Pavers & Slabs |
| 62 | Collections | 156 | Retaining Walls |
| 80 | Natural Stone | 188 | Coping, Steps & Treads |

LEARN & PLAN

- | | | | |
|------------|------------------------------|------------|--------------------|
| 200 | Finding the Right Contractor | 205 | Build Basics |
| 201 | Unilock Resources | 207 | Quality Commitment |
| 203 | Outdoor Idea Center | | |



Dream

Begin with a dream
of what's possible

Imagine an outdoor space where the inspired use of patterns, textures and shapes not only creates design-envy, but elevates your world in the most beautifully functional way.



Arcana™ (Corvara)


Pavers: Soreno™
(Dark Charcoal) with
Mattoni™ (Granite Fusion)
paver rugs and accents

Vertical Features: U-Cara®
Smooth (Granite Fusion)



Scan here for
project video






This sleek lakeside patio features an L-shaped kitchen and cozy fire table, creating the perfect gathering place for family and friends while enjoying stunning views.



Pavers: Beacon Hill™ Smooth (Opal Blend) with Hollandstone™ (Dark Charcoal) accent

Fire Feature and Raised Patio: Lineo™ Dimensional Stone (Graphite) with Universal coping (Dark Charcoal) and steps





This elevated backyard patio raises the bar with a stunning fire feature, lounge seating and feature lighting at night.







This expansive patio features a Lineo grill island ideal for family gatherings.



Pavers: Arcana™ (Aorio) with Mattoni™ (Cocoa Brown) accents

Vertical Features: Lineo™ Dimensional Stone (Fieldstone) with Mattoni™ (Cocoa Brown) accents and Architectural coping and pillar caps (Buff)



Scan here for project video

This ultra-modern patio beckons moonlit conversations around the rectangular fire feature, set against the stunning backdrop of breathtaking lakeside views.



Pavers: Arcana™ (Modena)
with Vivanto accents

Walls: U-Cara® Umbriano®
Finish (Winter Marvel)
with Series™ (Onyx Black)
accent and Universal
Coping (Dark Charcoal)





Pavers: Beacon Hill™ Smooth Slab (Granite Fusion) with Natural Stone (Black River) accent and Beacon Hill Smooth (Dark Charcoal) accents

Fire Pit and Kitchen: Lineo™ Dimensional Stone (Granite) with Beacon Hill Smooth (Dark Charcoal) accent

Scan here for project video





Large, contemporary slabs accented by contrasting paver bands create a generous sense of space for this intimate, multi-purpose backyard.

Contrasting squares and rectangles define this stunning kitchen. A nearby seating area with hexagonal pavers creates an intimate nook.



Pavers: Arcana™ (Modena) with Mattoni™ (Dark Charcoal) banding and Umbriano® Hex (Winter Marvel) accent areas

Grill Island: U-Cara® Smooth (Dark Charcoal)



Scan here for project video





This contemporary patio blends rustic elements with a large Brussels Dimensional Stone TV wall, serving as a striking centerpiece for alfresco viewing.



Pavers: Bristol Valley® (Bavarian) with Cophorne® (Basalt) accents

Vertical Features: Brussels Dimensional Stone (Sierra) with LedgeStone™ (Buff) coping and pillar caps



Scan here for project video





Whole home versatility.
The subtle surface detail
of Umbriano works
beautifully from front
entrance to backyard.



Umbriano® pavers
with U-Cara® Wall and
Umbriano step treads
(Summer Wheat)



Scan here for
project video





Urban slabs and U-Cara subway panels create a forward-thinking backyard, enhanced by biophilic design elements that add vibrant pops of color.



Pavers: Urban™ (Indiana Buff) and Cophorne® (Burnt Clay)

Vertical Features: U-Cara® Subway (Indiana Buff) with Urban coping (Indiana Buff)



Scan here for project video








Richcliff® (Dawn Mist and Pebble Taupe)
with Courtstone® (Basalt) accent and
Ledgestone™ (Buff) step treads





This Craftsman home features the strikingly detailed riven texture of Richcliff, delivering classic elegance.







Slabs laid in a stacked bond pattern add to the long, clean lines of this contemporary pool area. Nearby steps lead to a natural-canopied setting for alfresco dining.

Pavers: Umbriano® (French Grey)

Walls and Steps: U-Cara®
Umbriano with Umbriano coping
(Winter Marvel)



Scan here for
project video







Old world charm mingles with modern-day style in this enchanting backyard.



Pavers: Beacon Hill™ Smooth (Granite Fusion) and Town Hall® (Basalt)

Vertical Features: Lineo™ Dimensional Stone (Granite) with LedgeStone™ coping and pillar cap (Grey)





Scan here for project video





Distinctive, winding paver pathways both define and lead to the outdoor rooms of this sprawling backyard.



Pavers: Copthorne® (3 Color Blend with Basalt accent) walkways with Beacon Hill™ Smooth (Granite Fusion)

Grill Island: U-Cara® Pitched (Granite Fusion) with U-Cara Smooth (Dark Charcoal) accent



Scan here for project video

Scan here for
project video



Pavers: Beacon Hill™ Smooth Slab
(Fossil) Cophorne® (Basalt) accent

Retaining Wall and Grill Island:
U-Cara® Smooth (Fossil)





An elevated platform sets the stage for next-level entertaining with a half circle bar and grill island, pool and loungers.

Pavers: Copthorne® (Basalt)
with Richcliff® (Dawn Mist)
and Beacon Hill™ Smooth
(Opal Blend) border

Step Treads: Natural Stone
(Stone Cliff Grey)





A gently curved walkway brings visitors to the front entrance with Copthorne pavers laid in a traditional herringbone pattern.





Beacon Hill pavers and Pisa Smooth wall work together to create a soft, muted feeling that transforms this backyard patio into a spacious retreat.




Pavers: Beacon Hill™ Smooth (Granite Fusion) and Beacon Hill Smooth (Dark Charcoal) accents

Vertical Features: Pisa™ XL Smooth (Granite) with Pisa XL Smooth (Granite) coping and Natural Stone (Black River) pillar caps



Scan here for project video

Transforming Hardscapes



McKay Nursery Company
Madison, WI



BEFORE

Lake home backyard goes from drab to fabulous

"Our contractor's mock-up helped us visualize the backyard, but the final result still exceeded our expectations!"

John & Kiki

The walls of windows in this two-level home invited the sun to stream in and offered sweeping views of beautiful Lake Mendota in Wisconsin. But the original backyard was uninspiring, with a small, brown-toned brick patio and underutilized space that did little to enhance this incredible setting.

New owners, John and Kiki had a different vision for their all-season family retreat. They wanted to make full use of their backyard by creating a contemporary, functional living space designed to maximize enjoyment of their spectacular lakeside vista. What they got, exceeded their expectations.

Before and After



A grand, art-deco-style staircase was constructed with Unilock steps providing easy access to the beckoning waters below.



Today, an expansive Unilock Arcana™ patio encompasses a dining area, plenty of relaxed seating, and a fire bowl lounge, creatively highlighted with a contrasting tone of hexagonal Umbriano® pavers in French Grey. The existing retaining wall was replaced with a Unilock wall featuring stepped garden boxes filled with lush greenery, for a natural, cozy ambiance.

Given the home's proximity to the lake, pavers were laid on a permeable base with larger joint spacing filled with permeable resin sand to assist with water management in the event of flooding. This proved a wise move, as some flooding has occurred since the build with the paver project holding steadfast.

In place of the old, sloped flagstone pathway, a grand, art-deco-style staircase was constructed with Unilock steps providing easy access to the beckoning waters below.





D&B Landscaping Services Inc.,
in collaboration with Aniascape LLC

Best in Show Winner



The homeowners
envisioned a
sprawling, Miami
resort-inspired
backyard patio.

The owners of this modern home envisioned a sprawling, Miami resort-inspired backyard patio. To bring this vision to life, they collaborated with Manuel Hernandez of D&B Landscaping and Ania Rossi of Aniascape LLC, who used Unilock® Uvision® 3D Landscape Creator to craft the initial design plan.

Given the narrower lot, Ania and Manny chose Beacon Hill™ Smooth XL slabs in Fossil, to create an expansive, upscale look and feel. Beacon Hill XL in a stacked bond pattern forms a clean, minimalist foundation for the patio, while smaller units used for the step risers provide a cohesive light tone



throughout. The risers are crowned with Architectural™ Coping in Charcoal, adding visual contrast to the lighter hues, while complementing the home's darker roof and window accents.

The upper patio features an outdoor kitchen built with U-Cara® Smooth in Granite Fusion, bar seating, and a dining nook perfect for alfresco meals. A nearby lounge area faces a built-in TV wall, seamlessly blending indoor and outdoor spaces.

Near the pool's edge, two fire tables with matching U-Cara Smooth panels, Architectural coping, and a row of beach loungers complete the serene setting.

Each product chosen was manufactured with EnduraColor™ technology for long-lasting color and durability, helping to transform this breathtaking patio into a space for cherished memories filled with laughter and love.



“The XL size of Beacon Hill provided the right aesthetic look to create a nice expansive patio space for the homeowner”

Ania Rossi


ANIASCAPE LLC



Scan here for
project video

From Backyard Escapes to **Landmark Spaces**


Architects and engineers have used Unilock products to shape iconic public spaces across North America for decades. Now, bring that same trusted quality home and create your own space that's designed to impress, and built to last.





University of Pittsburgh - Bigelow Boulevard Complete Street, Pittsburgh, PA Designer: LaQuatra Bonci Associates

Frederik Meijer Gardens & Sculpture Park, Grand Rapids, MI
Designer: Todd Williams Billie Tsien & Progressive AE



57 Alexander Yonkers Roof Deck, Yonkers, NY
Designer: Perkins Eastman



Products

Capture the eye with
exclusive products

From weathered cobblestone to contemporary linear, our product selection reaches beyond the horizontal to include garden walls, pillars, steps, fire tables and fountains. Rock the look that is unmistakably you, and undeniably Unilock!




Arcana™ (Modena) with U-Cara™ Smooth (Dark Charcoal) and Architectural coping (Charcoal)

Select your Color



Begin by identifying the colors that resonate with you. Consider the mood you want to create, while still complimenting the exterior of your house. Calming blues, vibrant reds or earthy neutrals.



TREND WATCH

Warm neutral tones and understated designs are trending, with monochromatic palettes favored over high-contrast colors. Large-format, light-colored pavers are popular for their refined, contemporary look. Check out our new color Oat Beige!

Choose your Shape



What will you create?

Let your imagination run wild in the playground of Unilock paving products! From traditional squares, to modern planks, geometrics and timeworn historic shapes, the choices are many. Consider combining multiple shapes to give your project added depth.




TREND WATCH

There's a growing trend of mixing materials to soften hard surfaces, such as combining artificial turf between pavers.

Discover your **Style**




HISTORIC



ULTRA-MODERN



TRADITIONAL



CONTEMPORARY

Whether you're designing a quaint backyard refuge or an ultra-modern driveway, we have a variety of paving products that'll turn your outdoor space into a little slice of heaven.



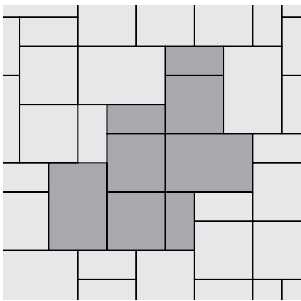
TREND WATCH

Turning functional spaces like driveways and walkways into style statements is on trend.

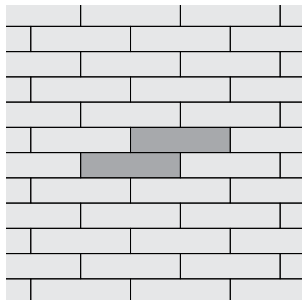
Pick your Pattern

From herringbone to basket weave, the right angle can make all the difference! A Unilock Authorized Contractor can recommend the best laying patterns based on the products you choose.


RANDOM




LINEAR



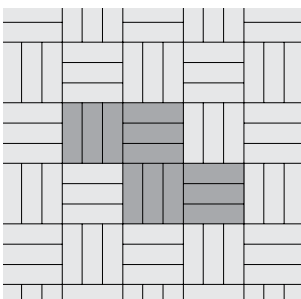
DESIGNER




STACKED



BASKET WEAVE



HERRINGBONE



THINK OUTSIDE THE BOX

A change in laying pattern can help define distinct “rooms” that will make your outdoor space feel larger.

Visit Unilock.com for laying patterns.

Find your **Finish**



TREND WATCH

Layering different finishes for a mixed-material look helps add visual interest and make your project feel more polished.



Unilock Finishes

When considering the finish, think about the look you are trying to achieve as well as practical performance. From traditional smooth and flagstone, to enhanced surfaces, modern granite looks and timeworn patina, Unilock offers it all.

SMOOTH FINISH



Sometimes, simple is best. A smooth surface suits contemporary styles and is available in a wide variety of shapes for paving and verticals.

FLAGSTONE FINISH



Popular for centuries, a flagstone finish never fails to add warmth to outdoor spaces.

ANTIQUED FINISH



A variety of methods are used to achieve this distressed finish, but in every case, it lends a relaxed, rustic vibe.

TIMEWORN



Our exclusive Elegance line offers the look of centuries-old cobblestone, brick, and natural stone with unsurpassed product durability.

BRUSHED FINISH




Only Unilock offers Il Campo®, a unique surface enhanced with graphically interesting etched lines. This finish has long been a favorite of commercial designers.

UMBRIANO



Umbriano is an exclusive finish only available from Unilock with color and granite particles that are randomly dispersed to achieve a unique mottled surface that is reminiscent of granite.

EXPOSED GRANITE



Granite, Quartz and Marble particles are embedded in the product's surface and then revealed using additional processing methods.

ENHANCED SURFACE




The surface of these products is enhanced using a special process to reveal a variety of distinctive colors and textures.

Get Creative



Let your creativity shine! Unlock border and banding options can enhance your distinctive designs and add touches of elegance to your project.

JOINT MATERIAL



Joint material plays an important role between pavers by keeping out weeds and other debris. However, the color you choose can also dramatically impact the look of your project. Your contractor can help you decide what will work best.



Experiment with bold shapes and striking patterns. Design a driveway with vibrant color contrasts, or add dimension to vertical features with textures that truly stand out.



Break the mold and bring your space to life by pairing dark field pavers with light accent pavers for added drama.

Don't settle for less

The majority of your project's cost lies beneath the surface, in labor and base materials, so don't be tempted to compromise on the product you choose for its surface. Invest in a look you really love, with high quality Unilock products and technologies, so you'll be able to fully enjoy your project for years to come.

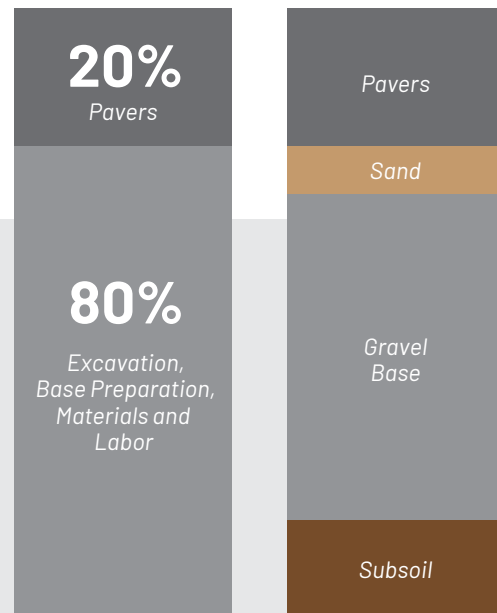
Small upgrade - **Big** difference



- ✓ Reduced dirt absorption
- ✓ Enhanced surface color
- ✓ More resistant to wear
- ✓ Stains less likely to develop



See how
it works



PROJECT COST

CONSTRUCTION CROSS SECTION

Color that Lasts

Traditional pavers can appear to fade over time as the surface wears to reveal large, lighter colored structural aggregates.

EnduraColor products are different.

A two-step manufacturing process uses concentrated color and wear-resistant materials to produce a refined, color-dense surface that lasts.

ENDURACOLOR™



In 2021, Unilock announced its commitment to becoming a carbon neutral company.



Paving a **greener** way



How can you make your project more sustainable?

Make it Permeable

Permeable pavers allow rainwater to flow through the pavement surface and back into the subsoil below, filtering out contaminants that could otherwise flow into stormwater drains and pollute local waterways.

Shop Locally

Choosing products that are manufactured at a Unilock facility close to your home reduces carbon emissions associated with transportation.

Think Lighter

Products that are lighter in color, have a higher solar reflectance. When you choose a lighter colored product, more of the sun's energy is reflected and less heat is absorbed into the pavement surface. This helps reduce urban 'heat island effect' and carries a number of environmental benefits.




We have implemented initiatives that continue to minimize our use of fossil fuels, conserve water and replace cement in our products, while producing the highest quality product.



**Learn
More**

EcoTerra™




 Up to 15%
 Reduction in CO₂




 Cement-free
 face-mix



 Efflorescence
 Free



 Color stays
 true longer



Learn
More



Revolutionary EcoTerra technology offers a sustainable paving solution with its cement-free face-mix. It provides high compressive strength, low absorption, and remarkable colorfastness, all while contributing up to a 15% reduction in carbon dioxide emissions. Additionally, EcoTerra products are designed to be free of efflorescence.



2020 winner
Innovative
Product



Permeable Pavements

Unilock introduced the first permeable paver to North America in 1991. Long used to manage water in commercial projects, in recent years, increased storm events and residential flooding have motivated more and more homeowners to install permeable pavers in their own projects.

At first glance, permeable pavers look similar to traditional pavers. The difference lies in the width of the joint between units, the material used to fill the joints, and the base upon which the pavers are installed. Wider joints, permeable joint material and an open graded base design all work together to direct water through the surface and into the subsoil below, instead of flowing off the surface and into overburdened storm sewer systems.



Special materials are used in the joints and in the permeable base below, to encourage water to flow through.

Some homeowners install rainwater collection systems underneath their paver projects to supply water to in-ground sprinkler systems.



Permeable Paver Benefits



Reduced Flooding

Storm sewers are less likely to overflow when more rainwater flows through the pavement surface.



Improved Filtration

Road salts, pesticides, oil and other harmful pollutants are naturally filtered through a permeable system before they reach rivers and lakes.



Increased Square Footage

Installing a permeable driveway can enable homeowners who live in regions where the ratio of impervious lot coverage is restricted, to install new landscape features such as a pool.



Safety

Decreased puddling on the surface of permeable pavement will reduce ice build-up in winter.



Long-term Savings

Rainwater collection systems beneath pavers can reduce the expense of water used for irrigation and may be eligible for tax credits and subsidies.



Keep an eye out for our permeable icon throughout our product pages.

While all segmental paving can be permeable to some degree, these products feature special spacer bars that promote exceptional flow-through.

ECO-HEX™

ECO-OPTILOC™

ECO-PRIORA™ PREMIER

ECO-PROMENADE™

NORDIC COBBLE™

THORNBURY™

TREO SMOOTH™

TRIBECA COBBLE™

TOWN HALL®





Collections

Unilock Collections streamline the product selection process by offering pavers, walls, steps and coping that will work well together to enhance any outdoor space.

ENDURACOLOR™

Arcana™

COLLECTION

A bold choice for contemporary luxury





PATIOS & POOL DECKS

ENTRANCES
& WALKWAYS



STEPS & COPING



VERTICAL FEATURES




SLABS



MODENA



CORVARA



VIVANTO

SMOOTH WALL



DARK CHARCOAL



OPAL BLEND

NATURAL STONE STEPS & COPING



CASCADE



STONE CLIFF GREY




BLACK RIVER



Arcana™ COLLECTION

SLABS

See page 98 for product details



// 24 x 24



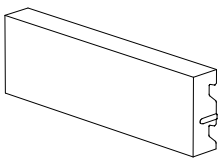
// 18 x 24



// 12 x 24

SMOOTH WALL

See pages 175-178 for product details

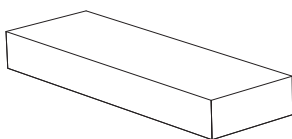


// U-Cara Fascia Panel
18 x 6"

// 2 Unit Corner Bundle
21 x 6"
9 x 6"

NATURAL STONE STEPS

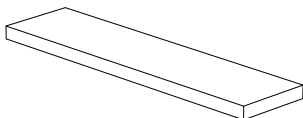
See page 195 for product details



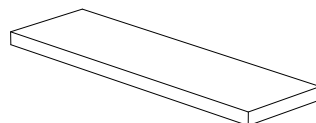
// 48 x 16"
Rockface or Straight Edge

NATURAL STONE COPING

See page 195 for product details



// 48 x 12"



// 48 x 14" Fullnose, Rockface and Straight Edge

ENDURACOLOR™

Beacon Hill™

COLLECTION


From contemporary to traditional, this collection has something for everyone





ENTRANCES
& DRIVEWAYS

PATIOS & POOL DECKS



STEPS & COPING



VERTICAL FEATURES



SMOOTH PAVERS AND WALLS



FOSSIL



GRANITE FUSION



OPAL BLEND



OAT BEIGE

FLAGSTONE PAVERS / PITCHED WALLS



FOSSIL



GRANITE FUSION

COPING



DARK CHARCOAL

WALL ACCENT




ONYX BLACK


TEXTURED WALLS



FOSSIL




GRANITE FUSION



OPAL BLEND




DARK CHARCOAL



Beacon Hill™ COLLECTION

SMOOTH AND FLAGSTONE PAVERS

See page 101-104 for product details



RANDOM BUNDLE

// 22½ x 15

// 15 x 15

// 7½ x 15



// 7½ x 15

Smooth Only

SMOOTH SLAB

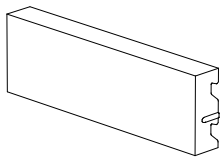
See page 104 for product details



// 22½ x 37½"

SMOOTH, PITCHED AND TEXTURED WALL AND STEP

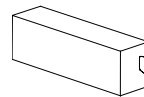
See pages 175-178 for product details



// U-Cara Fascia Panel

18 x 6"

// U-Cara Accent



9 x 3"

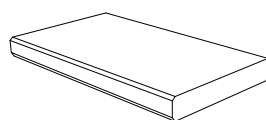
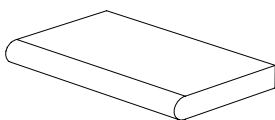
// 2 Unit Corner Bundle

21 x 6"

9 x 6"

SMOOTH COPING

See page 189 for product details



// 24 x 14"

Fullnose or Chamfered

ENDURACOLOR™

Umbriano®

COLLECTION

Sleek, modern look of granite





PATIOS & POOL DECKS

DRIVEWAYS & ENTRANCES



STEPS & COPING



VERTICAL FEATURES



FRENCH GREY



GRENADA WHITE



SUMMER WHEAT



WINTER MARVEL




MIDNIGHT SKY



Umbriano® COLLECTION

PAVERS AND SLABS

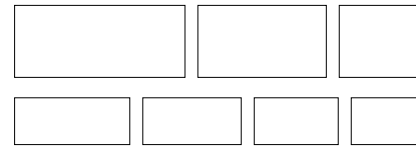
See pages 146 - 150 for product details



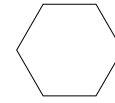

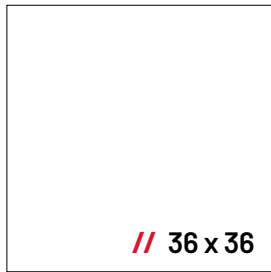
RANDOM BUNDLE

- // 21 x 14
- // 14 x 14
- // 7 x 14

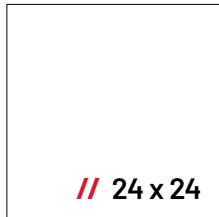
ARTLINE BUNDLE




// 7 units



// Eco-Hex

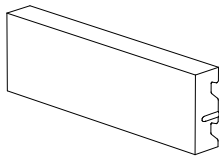


// 4 x 12



WALL AND STEPS

See pages 175-178 for product details

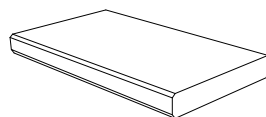
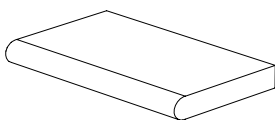


// U-Cara Fascia Panel
18 x 6"

// 2 Unit Corner Bundle
21 x 6"
9 x 6"

COPING

See page 192 for product details



// 24 x 14"

Fullnose or Chamfered

ENDURACOLOR™

Urban™

COLLECTION

Out with the old, in with the Urban!





PATIOS & POOL DECKS

ENTRANCES
& WALKWAYS



STEPS & COPING



VERTICAL FEATURES





INDIANA BUFF



STERLING



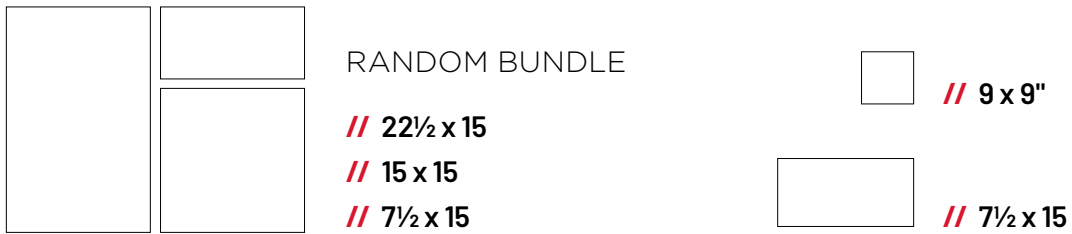
DARK CHARCOAL



Urban™ COLLECTION

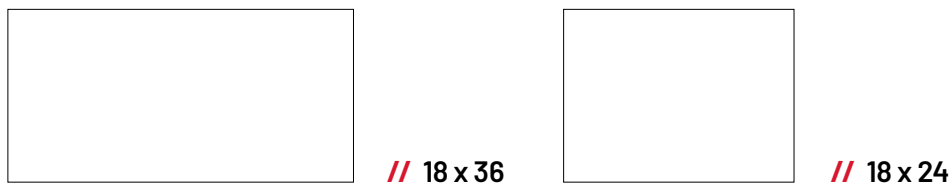
PAVERS

See pages 152 for product details



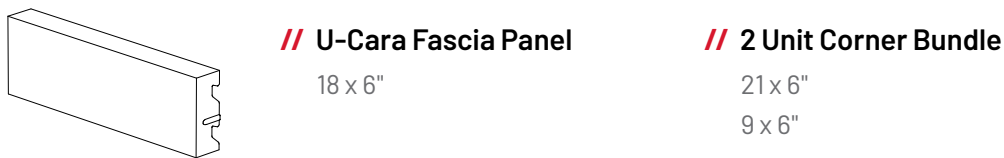
SLABS

See pages 152 for product details



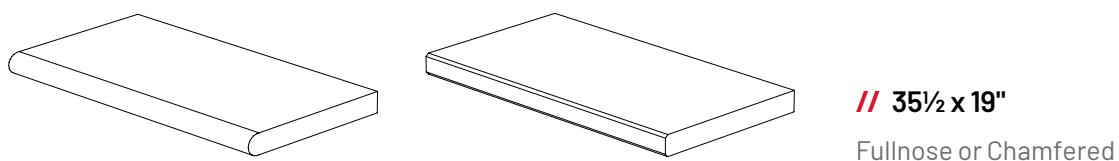
WALL AND STEP

See page 175-178 for product details



COPING

See page 191 for product details



Natural Stone

PRODUCT LINE

Natural beauty that endures





PATIOS

ENTRANCES
& WALKWAYS



POOL DECKS


STEPS & COPING




Natural Stone

INDIVIDUAL SLABS


Sawn Edge



24 x 24
 $23\frac{3}{4} \times 23\frac{3}{4} \times \frac{7}{8}$ "
 590 x 590 x 22mm



12 x 24
 $11\frac{1}{2} \times 23\frac{3}{4} \times \frac{7}{8}$ "
 290 x 590 x 22mm



24 x 36
 $23\frac{3}{4} \times 35 \times \frac{7}{8}$ "
 590 x 890 x 22mm




18 x 24
 $17\frac{3}{8} \times 23\frac{3}{4} \times \frac{7}{8}$ "
 440 x 590 x 22mm


4 UNIT RANDOM BUNDLE

Sawn Edge


Stone Cliff Grey and Hearthstone only




24 x 24
 $23\frac{3}{4} \times 23\frac{3}{4} \times 1\frac{1}{2}$ "
 590 x 590 x 38mm



12 x 24
 $11\frac{1}{2} \times 23\frac{3}{4} \times 1\frac{1}{2}$ "
 290 x 590 x 38mm




24 x 36
 $23\frac{3}{4} \times 35 \times 1\frac{1}{2}$ "
 590 x 890 x 38mm




18 x 24
 $17\frac{3}{8} \times 23\frac{3}{4} \times 1\frac{1}{2}$ "
 440 x 590 x 38mm




CASCADE SANDSTONE ▲ NEW




GREYFIELD SANDSTONE



BLACK RIVER LIMESTONE



STONE CLIFF GREY SANDSTONE

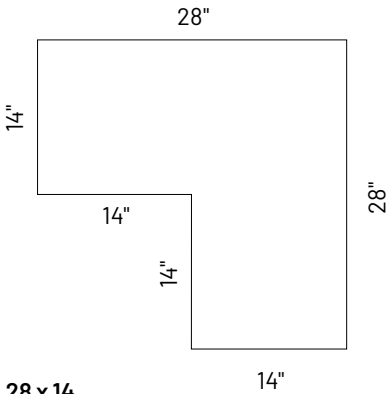


HEARTHSTONE LIMESTONE
 Slabs only

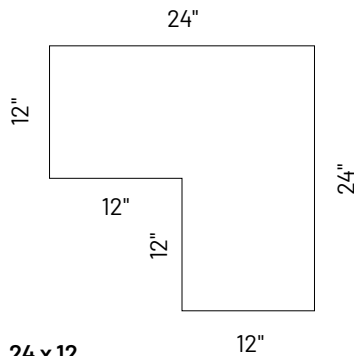
NEW CORNER COPING

Fullnose and Straight Edge

Corner coping provides seamless 90° corners for pool, walls and so much more.



28 x 14
28 x 14 x 2"
710 x 355 x 50

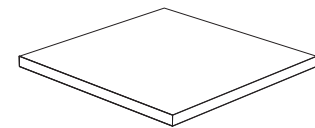


24 x 12
23⁵/₈ x 11⁷/₈ x 2"
600 x 300 x 50

NEW INSERT COPING

Sawn Edge

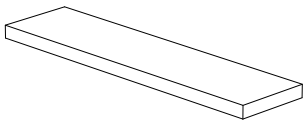
Insert coping is ideal for those retractable pool covers. Allowing easy access while keeping a continuous look and feel.



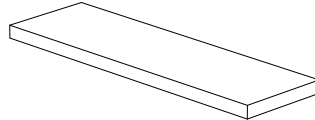
24 x 24 x 2"
600 x 600 x 50mm

COPING

Fullnose, Rockface and Straight Edge



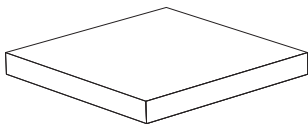
48 x 12
47¹/₂ x 11⁷/₈ x 2"
1200 x 300 x 50



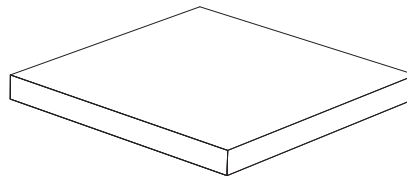
48 x 14
47¹/₂ x 14 x 2"
1200 x 355 x 50

PILLAR CAPS

Rockface and Straight Edge



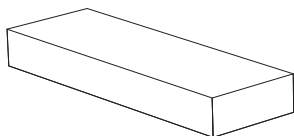
24" PILLAR CAP
23⁵/₈ x 23⁵/₈ x 2⁵/₈"
600 x 600 x 64mm



28" PILLAR CAP
28 x 28 x 2⁵/₈"
710 x 710 x 64mm

STEP

Rockface and Straight Edge



48 x 16
47¹/₄ x 15³/₄ x 5⁷/₈"
1200 x 400 x 150

EDGE DETAILS



Fullnose



Rockface



Straight Edge



Elegance

PRODUCT LINE

Deep rich colors and timeless textures






ENTRANCES
& WALKWAYS



DRIVEWAYS



PATIOS



VERTICAL FEATURES



Scan here for
project inspiration.

Copthorne®

Inspired by the enduring charm of European street pavers, Copthorne combines classic beauty with exceptional strength—up to four times that of traditional concrete. Crafted from varied stone textures, its authentic, richly colored surface elevates any space with sophistication and lasting resilience, making it the ultimate choice for a timeless elegance.

See page 112 for product details

 **ELEGANCE™**






Scan here for
project inspiration.

Courtstone[®]

With its polished finish and old-world sophistication, Courtstone transforms driveways and walkways into luxurious landscapes. Cast from authentic European cobblestones yet manufactured for exceptional interlock and ease of installation, its rich, versatile color palette makes Courtstone a go-to for creating striking driveways, intricate borders, and standout banding accents.

See page 114 for product details





Scan here for
project inspiration.


Richcliff®

Inspired by the rugged beauty of natural cut flagstone, Richcliff blends durability with timeless aesthetics for driveways, patios, and commercial spaces. Its multitude of stone textures create a seamlessly random, organic look that echos nature's design, yet it's built to withstand the elements without cracking or fading. Richcliff delivers timeless beauty with lasting resilience.

See page 134 for product details

 **ELEGANCE™**





Scan here for
project inspiration.

Town Hall®

Modeled after iconic North American clay pavers, Town Hall brings historic charm to traditional and permeable landscapes alike. Its deep colors and classic silhouette are ideal for borders, statement accents or driveways. Each paver is cast from a blend of surfaces to deliver a vintage, streetscape allure that enriches any project with a sense of heritage.

See page 140 for product details







Rivercrest[®]

Designed to evoke the timeless beauty of stacked flagstone, Rivercrest offers the elegance and character of natural stone with the durability, affordability, and ease of installation of a high-quality wall system. Perfect for garden walls and pillars, Rivercrest blends seamlessly with any landscape, offering an award-winning solution for modern yet classic outdoor design.



See page 170 for product details




Buff with Ledgestone[™] coping





Pavers & Slabs

From traditional shapes and textures to the most advanced technology and unique styles, the choices available in our paver collection are unrivaled in the industry.



Color selection should be chosen from actual samples.

Corvara



Artline™

SMOOTH FINISH 70MM



FOSSIL



GRANITE FUSION



GRANITE FUSION

Il Campo Finish - See page 126 for additional sizes

NEW UMBRIANO® FINISH 80MM - EASYCLEAN



WINTER MARVEL



FRENCH GREY

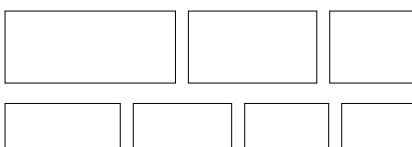


MIDNIGHT SKY

▲ **NEW**

See page 148 for Umbriano finish sizes.

7 UNIT RANDOM BUNDLE DRIVE FRIENDLY



$7\frac{1}{2} \times 17\frac{3}{4} \times 2\frac{3}{4}$ "
 187 x 450 x 70mm

$7\frac{1}{2} \times 13\frac{3}{8} \times 2\frac{3}{4}$ "
 187 x 338 x 70mm


$7\frac{1}{2} \times 8\frac{7}{8} \times 2\frac{3}{4}$ "
 187 x 225 x 70mm

$4\frac{7}{8} \times 12 \times 2\frac{3}{4}$ "
 125 x 305 x 70mm

$4\frac{7}{8} \times 10\frac{1}{4} \times 2\frac{3}{4}$ "
 125 x 260 x 70mm

$4\frac{7}{8} \times 8\frac{3}{4} \times 2\frac{3}{4}$ "
 125 x 219 x 70mm

$4\frac{7}{8} \times 7\frac{5}{8} \times 2\frac{3}{4}$ "
 125 x 193 x 70mm



TOP

Granite Fusion

BOTTOM

Umbriano finish mix (Winter Marvel and French Grey) blended on site

Color selection should be chosen from actual samples.



Artline™


SMOOTH FINISH



FOSSIL



GRANITE FUSION




GRANITE FUSION

Il Campo Finish - See page 126 for additional sizes

NEW UMBRIANO® FINISH - EASYCLEAN



WINTER MARVEL



FRENCH GREY



MIDNIGHT SKY

▲ **NEW**

7 UNIT RANDOM BUNDLE DRIVE FRIENDLY



7½ x 17¾ x 3⅛"
187 x 450 x 80mm

7½ x 13⅜ x 3⅛"
187 x 338 x 80mm

7½ x 8⅞ x 3⅛"
187 x 225 x 80mm



4⅞ x 12 x 3⅛"
125 x 305 x 80mm

4⅞ x 10¼ x 3⅛"
125 x 260 x 80mm

4⅞ x 8¾ x 3⅛"
125 x 219 x 80mm

4⅞ x 7⅝ x 3⅛"
125 x 193 x 80mm



Color selection should be chosen from actual samples.

Pavers: Fossil with Holland Premier™ (Dark Charcoal) accents
Grill Island: U-Cara® Pitched (Fossil) and Smooth (Dark Charcoal) accent **Coping:** Double Fullnose™ (Charcoal)

Beacon Hill™ Flagstone



GRANITE FUSION



FOSSIL



RIVER BLEND



BAVARIAN

▲ NEW



BIRCH




SIERRA



WALNUT

3 UNIT RANDOM BUNDLE PEDESTRIAN ONLY




Large Rectangle
 15 x 22½ x 2⅜"
 380 x 570 x 60mm

Small Rectangle
 7½ x 15 x 2⅜"
 190 x 380 x 60mm

Square
 15 x 15 x 2⅜"
 380 x 380 x 60mm

SPECIAL ORDER
80 MM RANDOM BUNDLE
 DRIVE FRIENDLY



Color selection should be chosen from actual samples.


Pavers: Granite Fusion with Copthorne® (Basalt and Steel Blue) accents
Fire Feature and Grill Island: Rivercrest™ Wall (Coastal Slate) with Natural Stone (Stone Cliff Grey) coping



Beacon Hill™ Smooth



GRANITE FUSION 60 & 80mm



FOSSIL 60 & 80mm



RIVER BLEND 60mm **▲ NEW**



BAVARIAN 60mm **▲ NEW**

NEW EASYCLEAN TECHNOLOGY




OPAL BLEND 60mm



OAT BEIGE 60mm **▲ NEW**

3 UNIT RANDOM BUNDLE 60MM & 80MM

60mm not suitable for vehicular applications.
80mm can handle vehicular loads.

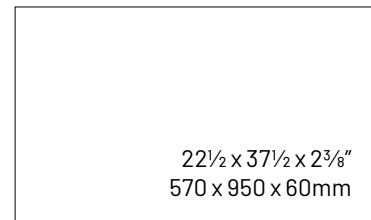


Large Rectangle
15 x 22½ x 2⅜ (3⅛)"
380 x 570 x 60 (80)mm

Small Rectangle
7½ x 15 x 2⅜ (3⅛)"
190 x 380 x 60 (80)mm


Square
15 x 15 x 2⅜ (3⅛)"
380 x 380 x 60 (80)mm

SLAB PEDESTRIAN ONLY



Granite Fusion, Fossil and Bavarian
and Opal Blend only.

SMALL RECTANGLE SOLD SEPARATELY



Granite Fusion Fossil Opal Blend Oat Beige Dark Charcoal

7½ x 15 x 2⅜"
190 x 380 x 60mm




Color selection should be chosen from actual samples.

Steel Mountain with Cophorne® (Basalt) accent




Bristol Valley®


Exclusive to **JNIOCK**



STEEL MOUNTAIN




FOSSIL



BAVARIAN

▲ NEW

3 UNIT RANDOM BUNDLE PEDESTRIAN ONLY



Large Rectangle
15 x 22½ x 2⅜"
380 x 570 x 60mm

Small Rectangle
7½ x 15 x 2⅜"
190 x 380 x 60mm

Square
15 x 15 x 2⅜"
380 x 380 x 60mm



Color selection should be chosen from actual samples.

Sandstone with Copthorne® (3 Color Blend) accents and Rivercrest™ Wall (Buff)

Brussels Block®



LIMESTONE



SANDSTONE



SIERRA



RIVER

▲ NEW

INDIVIDUAL UNITS DRIVE FRIENDLY Antiqued Finish



XL Stone
 $8\frac{1}{4} \times 13\frac{3}{4} \times 2\frac{3}{4}$ "
 208 x 348 x 70mm

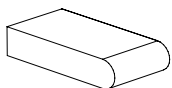


Standard Stone
 $6\frac{7}{8} \times 8\frac{1}{4} \times 2\frac{3}{4}$ "
 173 x 208 x 70mm



Half Stone
 $4 \times 6\frac{7}{8} \times 2\frac{3}{4}$ "
 104 x 173 x 70mm

FULLNOSE COPING Antiqued Finish



6x12
 $5\frac{7}{8} \times 11\frac{7}{8} \times 2\frac{3}{8}$ "
 150 x 300 x 60mm



Boulevard™

ENDURACOLOR™



GRANITE FUSION




RIVER



SIERRA

3 UNIT RANDOM BUNDLE DRIVE FRIENDLY



Large Rectangle
12 x 24 x 2³/₄"
305 x 610 x 70mm

Medium Rectangle
12 x 18 x 2³/₄"
305 x 457 x 70mm

Square
12 x 12 x 2³/₄"
305 x 305 x 70mm

Color selection should be chosen from actual samples.

Granite Fusion



Camelot™



GRANITE



SIERRA



RIVER

INDIVIDUAL UNITS DRIVE FRIENDLY



Rectangle
6³/₈ x 9¹/₂ x 2³/₈"
160 x 240 x 60mm



Square
6³/₈ x 6³/₈ x 2³/₈"
160 x 160 x 60mm

Color selection should be chosen from actual samples.

Sierra




Color selection should be chosen from actual samples.

3 Color Blend with Richcliff® (Dawn Mist)



Copthorne®


Exclusive to **UNILOCK**



BURGUNDY RED




BURNT CLAY




OLD OAK




3 COLOR BLEND
Blended on Site




ARCTIC GREY



STEEL BLUE




BASALT



3 COLOR GREY BLEND
Blended on Site

INDIVIDUAL UNIT DRIVE FRIENDLY

 $2\frac{5}{8} \times 7\frac{7}{8} \times 2\frac{3}{8}$ "
65 x 200 x 60mm



Color selection should be chosen from actual samples.

Basalt



Courtstone®

Exclusive to **UNILOCK**




BASALT




BELGIAN BLUE



BASALT / BELGIAN BLUE Blended on Site



DAWN MIST




PEBBLE TAUPE



DAWN MIST / PEBBLE TAUPE
Blended on Site

5 UNIT RANDOM BUNDLE DRIVE FRIENDLY



XL Rectangle
5 1/8 x 8 3/8 x 2 3/8"
130 x 215 x 60mm


Large Rectangle
5 1/8 x 7 1/4 x 2 3/8"
130 x 185 x 60mm

Small Rectangle
5 1/8 x 5 3/4 x 2 3/8"
130 x 145 x 60mm

Rectangle
5 1/8 x 6 1/2 x 2 3/8"
130 x 165 x 60mm

Square
5 1/8 x 5 1/8 x 2 3/8"
130 x 130 x 60mm



Eco-Hex™ 

ENDURACOLOR™

 EasyClean™



WINTER MARVEL



FRENCH GREY

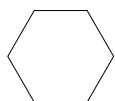


MIDNIGHT SKY

INDIVIDUAL UNIT PERMEABLE DRIVE FRIENDLY

Umbriano® Finish

Exclusive to **JNLOCK**



8 x 8
 $7\frac{7}{8} \times 7\frac{7}{8} \times 2\frac{3}{8}$ "
 200 x 200 x 60mm

Color selection should be chosen from actual samples.

French Grey, Winter Marvel and Midnight Sky (Blended on site)



Eco-Optiloc™



NATURAL



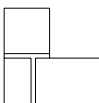
RIVER



CHARCOAL

▲ NEW

INDIVIDUAL UNIT PERMEABLE DRIVE FRIENDLY



10 x 10
9⁷/₈ x 9⁷/₈ x 3¹/₈"
250 x 250 x 80mm

Color selection should be chosen from actual samples.

Natural



Eco-Priora™



RIVER

INDIVIDUAL UNITS PERMEABLE DRIVE FRIENDLY



10 x 10
 $9\frac{1}{2} \times 9\frac{1}{2} \times 3\frac{1}{8}$ "
 240 x 240 x 80mm

Special Order



5 x 10
 $4\frac{3}{4} \times 9\frac{1}{2} \times 3\frac{1}{8}$ "
 120 x 240 x 80mm

Color selection should be chosen from actual samples.

River



Eco-Promenade®

ENDURACOLOR™



LIGHT OPAL BLEND



LIGHT STEEL GREY BLEND



ECOTERRA

Reduced carbon emissions and refined surface protection

INDIVIDUAL UNIT PERMEABLE DRIVE FRIENDLY Enhanced Surface

4 x 12
3 7/8" x 11 7/8" x 3 1/8"
100 x 300 x 80mm 

Color selection should be chosen from actual samples.

Light Steel Grey Blend



Eco-Promenade® Series™

ENDURACOLOR™



ARCTIC GREY



NORDIC STAR


INDIVIDUAL UNIT PERMEABLE DRIVE FRIENDLY

Enhanced Surface

4 x 12

3 7/8 x 11 7/8 x 3 1/8"

100 x 300 x 80mm



Color selection should be chosen from actual samples.

Arctic Grey and Nordic Start with custom inlay



Hex™

ENDURACOLOR™



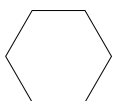
GRANITE FUSION

▲ **NEW**



DARK CHARCOAL

INDIVIDUAL UNIT DRIVE FRIENDLY



8 x 8
7⁷/₈ x 7⁷/₈ x 2³/₄"
200 x 200 x 70mm

Color selection should be chosen from actual samples.

Granite Fusion and Dark Charcoal (Blended on site) with Series™ (Onyx Black) accent



Color selection should be chosen from actual samples.

Sabia(Hex) with Copthorne® (Basalt) border and U-Cara® Smooth (Granite Fusion) wall with LedgeStone™ (Buff) coping



Granito™

Exclusive to **UNILOCK**

3 UNIT RANDOM BUNDLE

FLAGSTONE TEXTURE



NOTTE




SABIA



SCURO

PEDESTRIAN ONLY



Large Rectangle
14¼ x 21¼ x 2⅜"
360 x 540 x 60mm

Small Rectangle
7 x 14¼ x 2⅜"
180 x 360 x 60mm

Square
14¼ x 14¼ x 2⅜"
360 x 360 x 60mm

HEX UNIT DRIVE FRIENDLY

SMOOTH TEXTURE



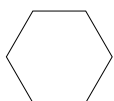
NOTTE



SABIA



SCURO



8 x 8
7⅞ x 7⅞ x 2¾"
200 x 200 x 70mm

See page 120 for
additional hex finishes



Hollandstone™



CHARCOAL



SIERRA



RIVER



RUSTIC RED

INDIVIDUAL UNITS DRIVE FRIENDLY



4 x 8
 $3\frac{3}{8} \times 7\frac{7}{8} \times 2\frac{3}{8}$ "
 100 x 200 x 60mm

NEW THICKNESS
 Special Order

4 x 8
 $3\frac{3}{8} \times 7\frac{7}{8} \times 3\frac{1}{8}$ "
 100 x 200 x 80mm

Color selection should be chosen from actual samples.

Sierra



Holland Premier™

ENDURACOLOR™



FOSSIL



MOCHA



GRANITE FUSION



DARK CHARCOAL

INDIVIDUAL UNITS DRIVE FRIENDLY



4 x 8
3 7/8 x 7 7/8 x 2 3/8"
100 x 200 x 60mm

NEW THICKNESS
Special Order

4 x 8
3 7/8 x 7 7/8 x 3 1/8"
100 x 200 x 80mm


Color selection should be chosen from actual samples.

Fossil with Charcoal accent



Mattoni™

ENDURACOLOR™



GRANITE FUSION



DARK CHARCOAL




SABLE BLEND



COCOA BROWN

INDIVIDUAL UNIT DRIVE FRIENDLY

Exclusive to **JNIBLOCK**



$2\frac{3}{8} \times 9\frac{1}{2} \times 2\frac{3}{8}$ "
60 x 240 x 60mm

Color selection should be chosen from actual samples.

Sable Blend with Cocoa Brown accent

Il Campo®



MOCHA



DARK CHARCOAL

DRIVE FRIENDLY
Brushed Finish

4 x 8
3⁷/₈ x 7⁷/₈ x 2³/₈"
100 x 200 x 60mm



PROMENADE DRIVE FRIENDLY

Brushed Finish



LIGHT GREY



GRANITE FUSION



DARK CHARCOAL



8 x 24
7⁷/₈ x 23⁵/₈ x 4"
200 x 600 x 100mm




4 x 12
3⁷/₈ x 11⁷/₈ x 4"
100 x 300 x 100mm


See page 132 for additional finishes.

ARTLINE DRIVE FRIENDLY

Brushed Finish



GRANITE FUSION




7 Unit Random Bundle

See page 100 for details.



Mattoni™

ENDURACOLOR™



GRANITE FUSION



DARK CHARCOAL



SABLE BLEND



COCOA BROWN

INDIVIDUAL UNIT DRIVE FRIENDLY

Exclusive to **JNIBLOCK™**



2³/₈ x 9¹/₂ x 2³/₄"
60 x 240 x 70mm


Color selection should be chosen from actual samples.

Sable Blend with Cocoa Brown accent



Nordic Cobble™


ENDURACOLOR™



OPAL BLEND



GRANITE FUSION



DARK CHARCOAL

INDIVIDUAL UNIT PERMEABLE DRIVE FRIENDLY


Exclusive to **JNIOLOCK**



Trapezoid
3⁵/₈ x 3³/₄ x 2³/₈"
89.9 x 94 x 60mm

Color selection should be chosen from actual samples.

Dark Charcoal



Color selection should be chosen from actual samples.

French Grey (Umbriano Finish)



Promenade™

80mm

SMOOTH FINISH 80 MM DRIVE FRIENDLY



OPAL BLEND



MEDIUM GREY



DARK CHARCOAL

UMBRIANO® FINISH 80MM DRIVE FRIENDLY EASYCLEAN™



WINTER MARVEL



FRENCH GREY



MIDNIGHT SKY

INDIVIDUAL UNIT DRIVE FRIENDLY



4 x 12
3⁷/₈ x 11⁷/₈ x 3¹/₈"
100 x 300 x 80mm



Color selection should be chosen from actual samples.

Opal Blend, Steel Grey Blend, Granite Blend and Black Granite with Beacon Hill™ Slab (Opal) walkway

Promenade™

100mm

SPECIAL ORDER PRODUCT
Minimum quantities may apply


SMOOTH FINISH DRIVE FRIENDLY



OPAL BLEND



STEEL GREY BLEND



SANDY BEIGE 4x12 Only



8 x 24
 7⁷/₈ x 23⁵/₈ x 4"
 200 x 600 x 100mm



4 x 16
 3⁷/₈ x 15³/₄ x 4"
 100 x 400 x 100mm




4 x 12
 3⁷/₈ x 11⁷/₈ x 4"
 100 x 300 x 100mm

IL CAMPO FINISH DRIVE FRIENDLY

Brushed Finish




LIGHT GREY




GRANITE FUSION



DARK CHARCOAL



8 x 24
 7⁷/₈ x 23⁵/₈ x 4"
 200 x 600 x 100mm



4 x 16
 3⁷/₈ x 15³/₄ x 4"
 100 x 400 x 100mm

See page 126 for additional sizes.

SERIES FINISH DRIVE FRIENDLY

Exposed Granite



BLACK GRANITE




8 x 24
 7⁷/₈ x 23⁵/₈ x 4"
 200 x 600 x 100mm



4 x 12
 3⁷/₈ x 11⁷/₈ x 4"
 100 x 300 x 100mm

See page 135 for additional sizes.



Color selection should be chosen from actual samples.

Dawn Mist




Richcliff®


Exclusive to **UNILOCK**



SMOKE SHALE



DAWN MIST

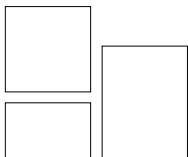


PEBBLE TAUPE




PEBBLE TAUPE / DAWN MIST
Blended on Site

3 UNIT RANDOM BUNDLE DRIVE FRIENDLY



Rectangle	Square	Small Rectangle
8 ⁷ / ₈ x 11 ⁷ / ₈ x 2 ³ / ₈ "	8 ⁷ / ₈ x 8 ⁷ / ₈ x 2 ³ / ₈ "	5 ⁷ / ₈ x 8 ⁷ / ₈ x 2 ³ / ₈ "
226 x 300 x 60mm	226 x 226 x 60mm	150 x 226 x 60mm

LARGE RECTANGLE PEDESTRIAN ONLY



11⁷/₈ x 20⁷/₈ x 2³/₈"
302 x 528 x 60mm



Series™

ENDURACOLOR™

Exposed Granite

DRIVE FRIENDLY



PERMEABLE DRIVE FRIENDLY



ONYX BLACK

4 x 8

$3\frac{7}{8} \times 7\frac{7}{8} \times 2\frac{3}{8}$ "
100 x 200 x 60mm



See page 132 for additional sizes.



ARCTIC GREY

4 x 12

$3\frac{7}{8} \times 11\frac{7}{8} \times 3\frac{1}{8}$ "
100 x 300 x 80mm



See page 118 for additional finishes



NORDIC STAR



Skyline™

ENDURACOLOR™



SILVER GREY



CHAMOIS

Perfect for roof decks
and other raised
floor applications.

Ask us about our new Skyview™
pedestal system.



SLAB
PEDESTRIAN ONLY

24 x 24
23⁵/₈ x 23⁵/₈ x 2³/₈"
606 x 606 x 60mm

Color selection should be chosen from actual samples.

Silver Grey and Chamois




Color selection should be chosen from actual samples.

Dark Charcoal with Mattoni™ (Granite Fusion) paver rug **Fire pit:** U-Cara® Smooth (Granite Fusion)



Soreno™


Exclusive to **UNILOCK**



TOSCANA BEIGE



LIGHT GRANITE



DARK CHARCOAL
(Blasted Surface)

▲ NEW

INDIVIDUAL UNIT PEDESTRIAN ONLY

Enhanced Surface



16 x 32 x 2"
407 x 815 x 50mm



Color selection should be chosen from actual samples.

3 Color Blend



Town Hall®

Exclusive to **UNILOCK**™



BURGUNDY RED



BURNT CLAY



OLD OAK



3 COLOR BLEND Blended on Site



BASALT

INDIVIDUAL UNIT PERMEABLE DRIVE FRIENDLY



3 7/8" x 9 7/8" x 2 3/4"
100 x 250 x 70mm



Thornbury™ 

ENDURACOLOR™

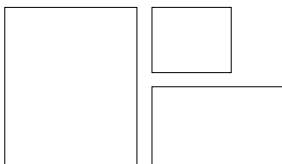


FOSSIL



SIERRA

3 UNIT RANDOM BUNDLE PERMEABLE DRIVE FRIENDLY



Large Rectangle
 $13\frac{7}{8} \times 16\frac{5}{8} \times 2\frac{3}{4}$ "
 350 x 420 x 70mm

Medium Rectangle
 $13\frac{7}{8} \times 8\frac{3}{8} \times 2\frac{3}{4}$ "
 350 x 210 x 70mm

Small Rectangle
 $6\frac{7}{8} \times 8\frac{3}{8} \times 2\frac{3}{4}$ "
 173 x 210 x 70mm

Color selection should be chosen from actual samples.

Sierra with Town Hall® (Basalt) accent



Tribeca Cobble™

ENDURACOLOR™



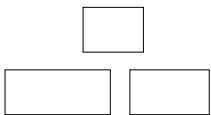
COBALT GREY



PEPPERED GRANITE

Exposed Granite

3 UNIT RANDOM BUNDLE PERMEABLE DRIVE FRIENDLY



Large Rectangle
5 x 12 x 2 3/4"
130 x 305 x 70mm

Medium Rectangle
5 x 9 x 2 3/4"
130 x 230 x 70mm

Small Rectangle
5 x 7 x 2 3/4"
130 x 175 x 70mm

Color selection should be chosen from actual samples.

Cobalt Grey with Peppered Granite accent



Treo®

ENDURACOLOR™



GRANITE FUSION




RIVER



SIERRA

3 UNIT RANDOM BUNDLE DRIVE FRIENDLY



Large Rectangle
 $8\frac{7}{8} \times 13\frac{1}{4} \times 2\frac{3}{8}$ "
 225 x 338 x 60mm

Square
 $8\frac{7}{8} \times 8\frac{7}{8} \times 2\frac{3}{8}$ "
 225 x 225 x 60mm

Small Rectangle
 $4\frac{1}{2} \times 8\frac{7}{8} \times 2\frac{3}{8}$ "
 112 x 225 x 60mm

Color selection should be chosen from actual samples.

River




Treo® Smooth

ENDURACOLOR™



GRANITE FUSION



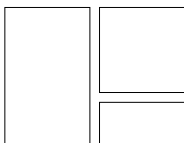
FOSSIL



BAVARIAN

▲ NEW

3 UNIT RANDOM BUNDLE PERMEABLE DRIVE FRIENDLY



Large Rectangle
 $8\frac{7}{8} \times 13\frac{1}{4} \times 2\frac{3}{8}$ "
 225 x 338 x 60mm

Square
 $8\frac{7}{8} \times 8\frac{7}{8} \times 2\frac{3}{8}$ "
 225 x 225 x 60mm

Small Rectangle
 $4\frac{1}{2} \times 8\frac{7}{8} \times 2\frac{3}{8}$ "
 112 x 225 x 60mm

Color selection should be chosen from actual samples.

Granite Fusion with Copthorne® (Basalt) accent



Color selection should be chosen from actual samples.


Grenada White with Umbriano coping and U-Cara® seat wall (Grenada White)




Umbriano®

50 & 60mm


Exclusive to **UNILOCK**




SUMMER WHEAT



WINTER MARVEL



GRENADA WHITE




FRENCH GREY



MIDNIGHT SKY

3 UNIT RANDOM BUNDLE PEDESTRIAN ONLY



Large Rectangle
14 x 21 x 2³/₈"
360 x 540 x 60mm

Small Rectangle
7 x 14 x 2³/₈"
180 x 360 x 60mm

Square
14 x 14 x 2³/₈"
360 x 360 x 60mm

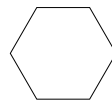
SMALL RECTANGLE
SOLD SEPARATELY

7 x 14 x 2³/₈"
180 x 360 x 60mm

INDIVIDUAL UNIT PEDESTRIAN ONLY

9 x 9 x 2³/₈"
228 x 228 x 60mm
Midnight Sky only

NEW ECO-HEX DRIVE FRIENDLY



8 x 8
7⁷/₈ x 7⁷/₈ x 2³/₈"
200 x 200 x 60mm
Winter Marvel, French Grey
and Midnight Sky

60MM SLABS PEDESTRIAN ONLY



21 x 35
21 x 35 x 2³/₈"
540 x 890 x 60mm




18 x 36
17³/₄ x 35¹/₂ x 2³/₈"
450 x 900 x 60mm

NEW 50MM SLABS PEDESTRIAN ONLY



12 x 24
11⁷/₈ x 23⁵/₈ x 2"
300 x 600 x 50mm



24 x 24
23⁵/₈ x 23⁵/₈ x 2"
600 x 600 x 50mm



Color selection should be chosen from actual samples.


Winter Marvel




Umbriano®

80mm


Exclusive to **UNILOCK**




SUMMER WHEAT



WINTER MARVEL



GRENADA WHITE




FRENCH GREY



MIDNIGHT SKY
7 x 14", 4 x 12" and Artline only

3 UNIT RANDOM BUNDLE DRIVE FRIENDLY



Large Rectangle
14 x 21 x 3/8"
360 x 540 x 80mm

Small Rectangle
7 x 14 x 3/8"
180 x 360 x 80mm

Square
14 x 14 x 3/8"
360 x 360 x 80mm

SMALL RECTANGLE SOLD SEPARATELY



7 x 14 x 3/8"
180 x 360 x 80mm

4 x 12 PERMEABLE DRIVE FRIENDLY

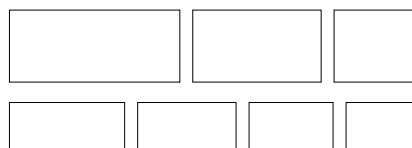


4 x 12
3 7/8 x 11 7/8 x 3/8"
100 x 300 x 80mm

See page 118 for additional finishes.


Available in French Grey, Winter Marvel and Midnight Sky only

ARTLINE BUNDLE DRIVE FRIENDLY



7 Unit Random Bundle
See page 100 for details.

Available in French Grey, Winter Marvel and Midnight Sky only



Color selection should be chosen from actual samples.


Summer Wheat




Umbriano®

70 & 100mm


Exclusive to **JNIOLOCK**




SUMMER WHEAT



WINTER MARVEL



GRENADA WHITE



FRENCH GREY



MIDNIGHT SKY

70MM PEDESTRIAN ONLY



NEW

24 x 24
23 5/8 x 23 5/8 x 2 3/4"
600 x 600 x 70mm



8 x 24
7 7/8 x 23 5/8 x 2 3/4"
200 x 600 x 70mm

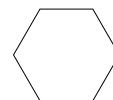


12 x 24
11 7/8 x 23 5/8 x 2 3/4"
300 x 600 x 70mm



8 x 16
7 7/8 x 15 3/4 x 2 3/4"
200 x 400 x 70mm

HEX
DRIVE FRIENDLY



8 x 8
7 7/8 x 7 7/8 x 2 3/4"
200 x 200 x 70mm

100MM PEDESTRIAN ONLY

SPECIAL ORDER



NEW

36 x 36
35 1/2 x 35 1/2 x 3 7/8"
900 x 900 x 100mm



18 x 36
17 3/4 x 35 1/2 x 3 7/8"
450 x 900 x 100mm



Color selection should be chosen from actual samples.

Indiana Buff



Urban™




INDIANA BUFF



STERLING




LINEN BUFF
Slabs only



LINEN GREY
Slabs only

3 UNIT RANDOM BUNDLE PEDESTRIAN ONLY



Large Rectangle
 15 x 22½ x 2⅜"
 380 x 570 x 60mm

Small Rectangle
 7½ x 15 x 2⅜"
 190 x 380 x 60mm

Square
 15 x 15 x 2⅜"
 380 x 380 x 60mm

Indiana Buff and Sterling only

SMALL RECTANGLE

SOLD SEPARATELY



7½ x 15 x 2⅜"
 190 x 380 x 60mm

Indiana Buff and Sterling only

SLABS PEDESTRIAN ONLY



18 x 36
 17¾ x 35½ x 2⅜"
 450 x 900 x 60mm

*Indiana Buff
 and Sterling only*

18 x 36
 17¾ x 35½ x 4"
 450 x 900 x 100mm



18 x 24
 17¾ x 23⅝ x 2⅜"
 450 x 600 x 60mm

INDIVIDUAL UNIT PEDESTRIAN ONLY



Dark Charcoal



9 x 9 x 2⅜"
 228 x 228 x 60mm
Dark Charcoal only



Color selection should be chosen from actual samples.

Granite


Westport™



GRANITE




RIVER



SIERRA

3 UNIT RANDOM BUNDLE DRIVE FRIENDLY



Large Rectangle
 10 x 15 x 2³/₄"
 254 x 380 x 70mm

Square
 10 x 10 x 2³/₄"
 254 x 254 x 70mm

Rectangle
 5 x 10 x 2³/₄"
 127 x 254 x 70mm





Retaining Walls & Vertical Features

Unlimited creative possibilities exist for retaining soil or building vertical features like grill islands and fire pits.

Pavers: Treo® Smooth with Hex™ and Copthorne® accent
Wall: U-Cara® Wall Mount System with U-Cara Smooth Fascia Panels



TOP Limestone with Beacon Hill™ Smooth (Granite Fusion) paver

LEFT Sierra with Bristol Valley® (Steel Mountain) and Copthorne® (Basalt) accent pavers

RIGHT Sierra with Copthorne (Basalt) accent and LedgeStone coping (Buff)

Color selection should be chosen from actual samples.

Brussels Dimensional Stone®



RIVER



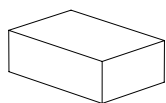
SANDSTONE



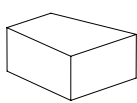
SIERRA



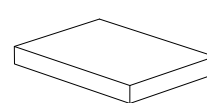
LIMESTONE

CHARCOAL
Standard only

STANDARD
11 $\frac{7}{8}$ x 7 $\frac{7}{8}$ x 3 $\frac{7}{8}$ "
300 x 200 x 100mm



SMALL TAPERED
9 x 7 $\frac{7}{8}$ x 3 $\frac{7}{8}$ "
229 x 100 x 200mm



**UNIVERSAL
BASE UNIT**
19 x 14 x 2 $\frac{1}{4}$ "
482 x 355 x 55mm

SUNSET FIRE PIT KITS



Available in round and square.
See page 182 for additional information.

Fire pit kits not available in Charcoal.




TOP River with Copthorne® (Basalt) accent Paver: Beacon Hill™ Flagstone (River Blend)

LEFT Sierra with LedgeStone™ Fullnose (Buff) coping

RIGHT River with LedgeStone (Buff) coping

Color selection should be chosen from actual samples.

Estate Wall™



GRANITE

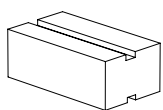


RIVER

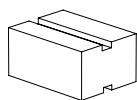


SIERRA

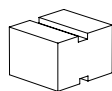
3 UNIT 6" BUNDLE



6" Large Unit
 $14\frac{7}{8} \times 9 \times 5\frac{7}{8}$ "
 375 x 228 x 150mm

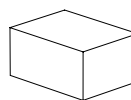


6" Medium Unit
 $11\frac{7}{8} \times 9 \times 5\frac{7}{8}$ "
 300 x 230 x 150mm

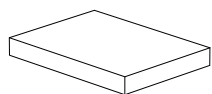


6" Small Unit
 $9 \times 9 \times 5\frac{7}{8}$ "
 230 x 230 x 150mm

6" PILLAR/CORNER



$12\frac{5}{8} \times 9 \times 5\frac{7}{8}$ "
 320 x 230 x 150mm



UNIVERSAL BASE UNIT

$19 \times 14 \times 2\frac{1}{4}$ "
 482 x 355 x 55mm



TOP Fieldstone with Mattoni™ (Cocoa Brown) accent and Architectural™ Coping and Pillar caps (Buff) with Arcana™ pavers (Avorio)

LEFT Graphite with Granite accent and Natural Stone (Black River) coping

RIGHT Sierra with Ledgestone™ (Buff) coping and Artline™ (Granite Fusion) pavers with Town Hall® (Basalt) accent

Color selection should be chosen from actual samples.

Lineo™ Dimensional Stone



FIELDSTONE



SIERRA



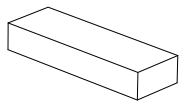
GRANITE



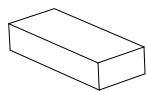
GRAPHITE

▲ NEW

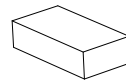
4 UNIT RANDOM BUNDLE



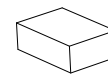
$23\frac{5}{8} \times 7\frac{7}{8} \times 3\frac{7}{8}$ "
600 x 200 x 100mm



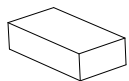
$19\frac{3}{4} \times 7\frac{7}{8} \times 3\frac{7}{8}$ "
500 x 200 x 100mm



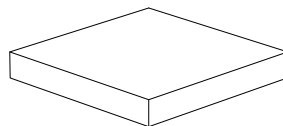
$15\frac{3}{4} \times 7\frac{7}{8} \times 3\frac{7}{8}$ "
400 x 200 x 100mm



$11\frac{7}{8} \times 7\frac{7}{8} \times 3\frac{7}{8}$ "
300 x 200 x 100mm



PILLAR / CORNER
 $11\frac{7}{8} \times 7\frac{7}{8} \times 3\frac{7}{8}$ "
300 x 200 x 100mm



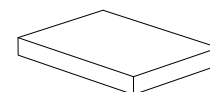
**ARCHITECTURAL
PILLAR CAP**
28 x 28 x 3"
711 x 711 x 100mm

LINEO FIRE PIT



◀ NEW

Fire pit kit insert sold separately.
See page 182 for more details.



UNIVERSAL BASE UNIT
19 x 14 x 2 1/4"
482 x 355 x 55mm



Olde Quarry™



SANDSTONE



GRANITE

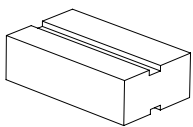


SIERRA

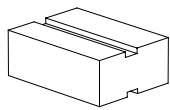


RIVER

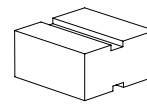
3 UNIT RANDOM BUNDLE



15" UNIT
15 (12) x 4½ x 9"
380 x 114 x 230mm

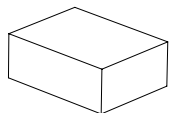


12" UNIT
12 (9) x ½4 x 9"
305 x 114 x 230mm



9" UNIT
9 (6) x 4½ x 9"
230 x 114 x 230mm

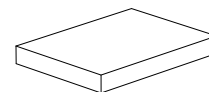
INDIVIDUAL UNITS



STANDARD
12 x 9 x 4½"
300 x 230 x 150mm



COPING
12 x 12 x 3"
305 x 305 x 76mm



UNIVERSAL
19 x 14 x 2¼"
482 x 355 x 55mm

BASE UNIT

Color selection should be chosen from actual samples.

Granite with Ledgestone™ coping and Bristol Valley®, Copthorne® and Brussels Block pavers



Pisa™



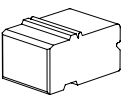
GRANITE



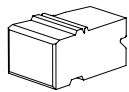
RIVER



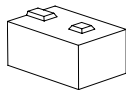
SIERRA



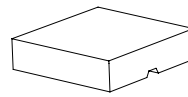
STANDARD
 $7\frac{7}{8} \times 11\frac{7}{8} \times 5\frac{7}{8}$ "
 200 x 300 x 150mm



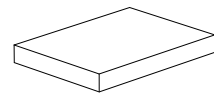
TAPERED
 $7\frac{7}{8} \times 11\frac{7}{8} \times 5\frac{7}{8}$ "
 200 x 300 x 150mm



CORNER
 $11\frac{7}{8} \times 5\frac{7}{8} \times 7\frac{7}{8}$ "
 300 x 150 x 200mm



COPING
 $11\frac{7}{8} \times 11\frac{7}{8} \times 3$ "
 300 x 300 x 75mm



UNIVERSAL BASE UNIT
 19 x 14 x 2 $\frac{1}{4}$ "
 482 x 355 x 55mm

Color selection should be chosen from actual samples.

Sierra with Beacon Hill™ Flagstone pavers



Pisa™ XL



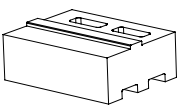
GRANITE



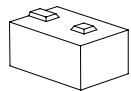
RIVER



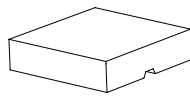
SIERRA



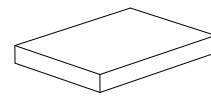
XL UNIT
 $15\frac{3}{4} \times 11\frac{7}{8} \times 5\frac{7}{8}$ "
 400 x 300 x 150 mm



CORNER
 $11\frac{7}{8} \times 5\frac{7}{8} \times 7\frac{7}{8}$ "
 300 x 150 x 200mm



COPING
 $11\frac{7}{8} \times 11\frac{7}{8} \times 3$ "
 300 x 300 x 75mm



UNIVERSAL BASE UNIT
 $19 \times 14 \times 2\frac{1}{4}$ "
 482 x 355 x 55mm

Color selection should be chosen from actual samples.

Granite



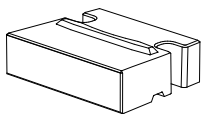
Pisa™ XL Smooth



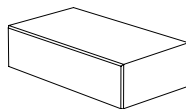
GRANITE



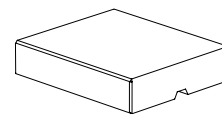
FIELDSTONE



XL TAPERED
 $15\frac{3}{4} \times 11\frac{7}{8} \times 5\frac{7}{8}$ "
 400 x 300 x 150 mm



CORNER
 $15\frac{3}{4} \times 7\frac{7}{8} \times 5\frac{7}{8}$ "
 400 x 200 x 150 mm



COPING
 $15\frac{3}{4} \times 12\frac{3}{4} \times 3$ "
 400 x 325 x 75 mm



TOP Natural Grey with Beacon Hill™ Smooth pavers and Mattoni™ accents and Ledgestone™ coping

LEFT Sandstone with Charcoal accent and Ledgestone (Buff) coping

RIGHT Natural Grey

Color selection should be chosen from actual samples.

NEW

QUARRY SMOOTH

Quarry™ Smooth



NATURAL GREY

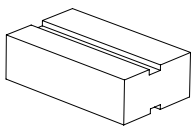


CHARCOAL

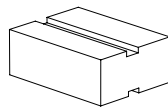


SANDSTONE

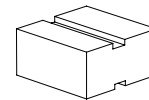
3 UNIT RANDOM BUNDLE



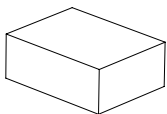
15" UNIT
15 (12) x 9 x 4½"
380 x 230 x 114mm



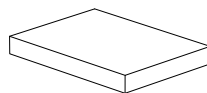
12" UNIT
12 (9) x 9 x 4½"
305 x 230 x 114mm



9" UNIT
9 (6) x 9 x 4½"
230 x 230 x 114mm



STANDARD/CORNER
12 x 9 x 4½"
307 x 230 x 114mm



UNIVERSAL BASE UNIT
19 x 14 x 2¼"
482 x 355 x 55mm



TOP Coastal Slate with Richcliff® (Dawn Mist) pavers

LEFT Coastal Slate with Copthorne® (Basalt) accent and LedgeStone™ (Grey) coping

RIGHT Coastal Slate with Natural Stone (Black River) coping

Color selection should be chosen from actual samples.

Rivercrest® Wall



Exclusive to **JNIBLOCK**



COASTAL SLATE



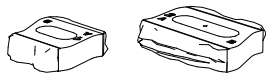
BUFF



2013

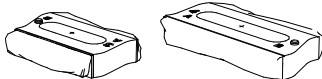
Rivercrest received the "red dot" award for high design quality and innovation.

4 UNIT RANDOM BUNDLE



Standard Unit 1
8 x 9-10 x 2¼"
200 x 230-250 x 57mm

Standard Unit 2
12 x 9-10 x 2¼"
300 x 230-250 x 57mm



Standard Unit 3
12 x 9-10 x 2¼"
300 x 230-250 x 57mm

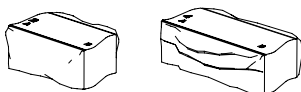
Standard Unit 4
17 x 9-10 x 2¼"
425 x 230-250 x 57mm

4 UNIT JUMPER BUNDLE **COMING SOON**



Jumper Unit 1
8 x 9-10 x 4½"
200 x 230-250 x 114mm

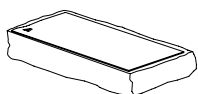
Jumper Unit 2
12 x 9-10 x 4½"
300 x 230-250 x 114mm



Jumper Unit 3
12 x 9-10 x 4½"
300 x 230-250 x 114mm

Jumper Unit 4
17 x 9-10 x 4½"
425 x 230-250 x 114mm

2 UNIT CORNER BUNDLE



Long Corner Unit
17½ x 9-10 x 2¼"
450 x 230-250 x 57mm

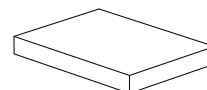


Short Corner Unit
14½ x 9-10 x 2¼"
375 x 230-250 x 57mm

RIVERCREST FIRE PIT KIT **COMING SOON**



Fire pit kit insert sold separately. See page 182 for more details.



UNIVERSAL BASE UNIT

19 x 14 x 2¼"
482 x 355 x 55mm

PILLAR UNIT

COMING SOON

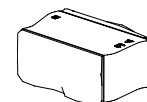


20 x 20 x 4½"
500 x 500 x 114mm
Center opening 9 x 9"



Completed Unit Shown
Pillar cap Sold Separately

JUMPER CORNER UNIT



COMING SOON
12 x 9-10 x 4½"
450 x 230-250 x 114mm



TOP Fieldstone

LEFT Granite

RIGHT Granite

Color selection should be chosen from actual samples.

SienaEdge™



GRANITE



FIELDSTONE

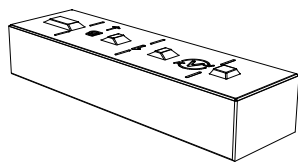


CHARCOAL

▲ NEW

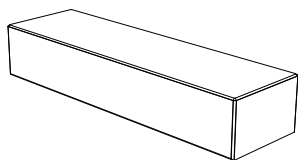
▲ NEW

STANDARD / CORNER UNIT



39³/₈ x 11¹/₂ x 7"
1000 x 290 x 180mm

COPING



39³/₈ x 11¹/₂ x 7"
1000 x 290 x 180mm

NOTE: Coping Unit can also act as a closed end unit with the unique patented locking mechanism.

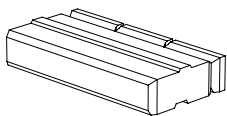


SienaStone™

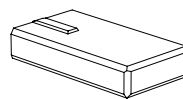


NATURAL

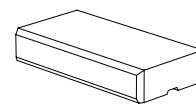
STOCK UNITS



STANDARD 500
 20 x 47¼ x 7¼"
 500 x 1200 x 185mm

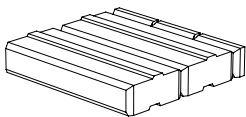


CORNER 90°
(LEFT & RIGHT)
 20 x 43⅓ x 7¼"
 500 x 1100 x 185mm

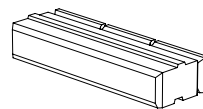


COPING
 20 x 47¼ x 7¼"
 500 x 1200 x 185mm

SPECIAL ORDER



STANDARD 925
 37½ x 47¼ x 7¼"
 925 x 1200 x 185mm



STANDARD 333
 13 x 47¼ x 7¼"
 333 x 1200 x 185mm

Color selection should be chosen from actual samples.



Split'N Stack™



GRANITE

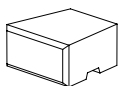


RIVER



SIERRA

WEDGE UNIT



7⁷/₈ x 7⁷/₈ x 3³/₈"
200 x 200 x 100mm

Color selection should be chosen from actual samples.

Granite

U-Cara[®] Multi-Face Wall System

Exclusive to **JNILOCK**

ENDURACOLOR[™] FASCIA PANELS


SMOOTH PANELS



OPAL BLEND



GRANITE FUSION



STERLING



DARK CHARCOAL



INDIANA BUFF



FOSSIL



BAVARIAN ▲ NEW

UMBRIANO PANELS



SUMMER WHEAT




GRENADA WHITE



WINTER MARVEL



FRENCH GREY



MIDNIGHT SKY

PITCHED PANELS



FOSSIL



GRANITE FUSION

SERIES 3" PANEL



ONYX BLACK

SUBWAY PANELS



INDIANA BUFF



DARK CHARCOAL


LAVANO PANELS




GRANITE FUSION



FOSSIL



INDIANA BUFF ▲ NEW



TOP Granite Fusion Smooth with Dark Charcoal accent and Arcana™ pavers

LEFT Indiana Buff Subway with Urban™ slabs

RIGHT Dark Charcoal Smooth

Color selection should be chosen from actual samples.

U-Cara® Multi-Face Wall System

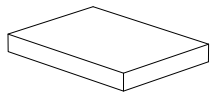


reddot

2019

U-Cara received the "red dot" award for high design quality and innovation.

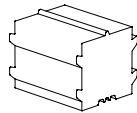
1 BASE UNIT



UNIVERSAL BASE UNIT

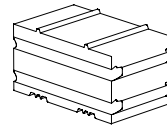
19 x 14 x 2 1/4"
482 x 355 x 55mm

2 BACKER BLOCKS



SureTrack Standard

7 1/2 x 5 7/8 x 5 7/8"
190 x 150 x 150mm



SureTrack Large Backer Corner/Pillar

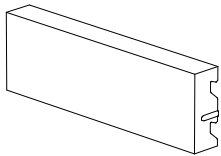
11 5/8 x 6 7/8 x 5 7/8"
294 x 175 x 150mm



SureTrack Corner Insert

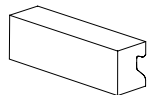
L = 2"
50mm

3 FASCIA PANELS



6" Standard Fascia

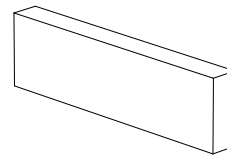
18 3/8 x 2 3/8 x 5 7/8"
466 x 60 x 150mm



3" Series Panel

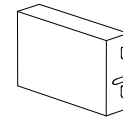
9 x 2 3/8 x 2 7/8"
231 x 60 x 71mm

2 UNIT CORNER BUNDLE



Closed-End Fascia Panel

20 7/8 x 2 3/8 x 5 7/8"
530 x 60 x 150mm



Standard Fascia Half Panel

9 1/4 x 2 3/8 x 5 7/8"
233 x 60 x 150mm

4 FASCIA PANEL STYLES



SMOOTH



PITCHED



UMBRIANO*



3" SERIES™



SUBWAY



LAVANO

5 COPING

BEACON HILL™



SEE PAGE 189

NATURAL STONE



SEE PAGE 195

UMBRIANO



SEE PAGE 192

UNIVERSAL COPING



SEE PAGE 189

URBAN



SEE PAGE 191



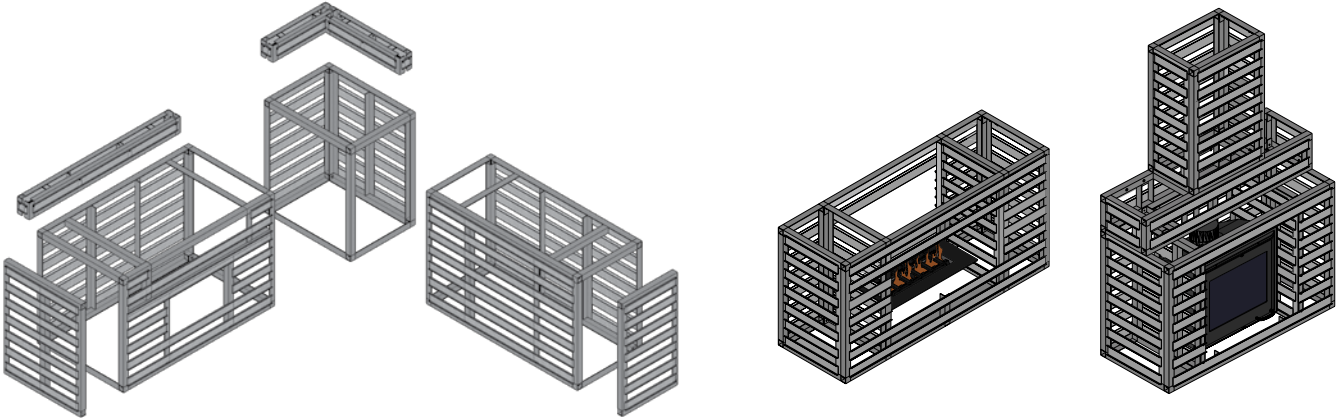
TOP Winter Marvel with Umbriano(French Grey)pavers and Umbriano coping

LEFT Indiana Buff Smooth with Umbriano® coping and Urban™ pavers

RIGHT Granite Fusion Pitched with Umbriano French Grey and Copthorne® (Basalt) accents with LedgeStone coping and Pillar Cap

U-Cara® Modular System

Our U-Cara Modular System offers a variety of aluminium frames that can be mixed and matched to construct vertical features like grill islands, fire features and pillars.



Speak to your contractor to select a design and a U-Cara fascia panel finish to suit your project.

U-Cara® Wall Mount System

The U-Cara Wall Mount System allows you to put the finishing touches on your project by cladding existing structures with U-Cara fascia panels.



Ideal for garden sheds, wing walls, exposed foundation, existing steps or concrete and wood substrates.

Fire Pits and Fire Features

Imagine flames crackling on a cool night, curling up under the stars with friends and family, and sipping a warm cup of hot chocolate. Soak up that sense of bliss from your backyard with a Unilock fire pit!





U-Cara

HEAT DAMAGE PREVENTION

To ensure a long-lasting fire feature, direct exposure to extreme heat from an open flame should be avoided. Always construct fire features with a protective heat barrier such as a metal insert, refractory blocks or approved firebrick to prevent potential heat damage.

NOTE: Large fires and extreme heat are detrimental to concrete.

SUNSET FIRE PIT KIT

See page 158 for colors.



FIRE PIT INSERT

Fire pit insert fits securely into the fire pit. Sold separately.

Round and Square shapes available.

LINEO FIRE PIT

See page 162 for colors.



FIRE PIT INSERT

Fire pit insert fits securely into the fire pit. Sold separately.

PRE-BUILT ELEMENTS



TUSCANY

Pre-built elements are constructed of Brussels Dimensional Stone® with Copthorne® or Umbriano® accents. Speak to your contractor for more information.

Outdoor Kitchens

There's nothing more fun than cooking alfresco. An outdoor kitchen is an entire, defined space dedicated to preparing meals among family and friends, but with a much livelier backdrop!



Learn about things to consider when designing your outdoor kitchen.





U-Cara

Design Considerations

Think about how you'll use the space, the outdoor appliances you need, the best location for a kitchen in your yard, and how it will weather in the elements over time.



Rivercrest™ Wall




Lineo Dimensional Stone

From a practical side, an outdoor kitchen is an extension of your home's living and entertaining space, allowing you to make the most of your backyard.

Water Features & Pillars

From fountains and ponds, to waterfalls and custom water features, these soothing additions are a popular way to enhance your landscape design.




Elevate your outdoor space to new heights by incorporating pillars into your design. With varying heights and functions, pillars create a sense of permanence and strength while also adding visual flair. Take it a step further by incorporating landscape lighting into your pillars to set the mood at night.

Creative Ideas

The versatility of Unilock products provides a playground for your imagination. From mixing patterns and colors to create a custom sports court, to utilizing Unilock wall systems to beautify a utilitarian window well, the possibilities are endless!



This small storage area becomes a thing of beauty, paved with Unilock Beacon Hill™ Smooth and Universal Coping treads.







Steps, Treads, Coping & Caps

From classic, fullnose shapes to pitched-face edges, our steps, treads and coping offer a wide variety of choices for the finishing touch on your project.

Beacon Hill™ Coping

ENDURACOLOR™

NEW



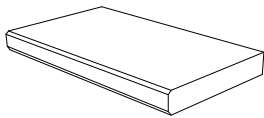
OPAL BLEND



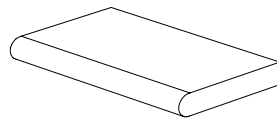
OAT BEIGE



DARK CHARCOAL



CHAMFERED
24 x 14 x 2³/₈"
600 x 360 x 60mm



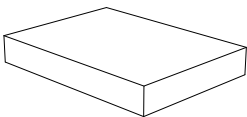
FULLNOSE
24 x 14 x 2³/₈"
600 x 360 x 60mm

Universal Coping

ENDURACOLOR™



DARK CHARCOAL




COPING/STEP
19 x 14 x 2³/₄"
482 x 355 x 70mm



Color selection should be chosen from actual samples.

Fullnose™ & Double Fullnose™ Coping

AVAILABLE IN BOTH ANTIQUED AND CLASSIC FINISH



SANDSTONE



SIERRA



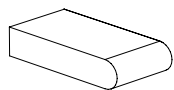
MOCHA



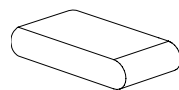
LIMESTONE



DARK CHARCOAL



FULLNOSE
5⁷/₈ x 11⁷/₈ x 2³/₈"
150 x 300 x 60mm



DOUBLE FULLNOSE
5⁷/₈ x 11⁷/₈ x 2³/₄"
150 x 300 x 70mm

Color selection should be chosen from actual samples.

Urban™ Coping

ENDURACOLOR™


NEW



INDIANA BUFF



STERLING



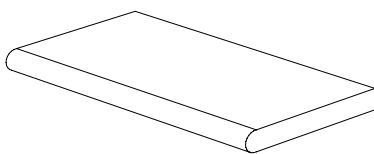
DARK CHARCOAL



LINEN BUFF

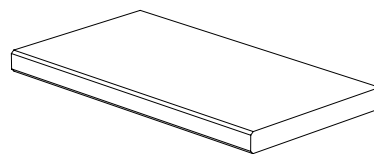


LINEN GREY



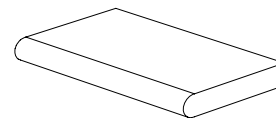
FULLNOSE

35½ x 19 x 2¾"
900 x 485 x 60mm



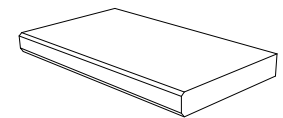
CHAMFERED

35½ x 19 x 2¾"
900 x 485 x 60mm



FULLNOSE

24 x 14 x 2¾"
600 x 360 x 60mm



CHAMFERED

24 x 14 x 2¾"
600 x 360 x 60mm

Color selection should be chosen from actual samples.

Umbriano®

Coping

ENDURACOLOR™



Exclusive to **JNIOCK®**



SUMMER WHEAT



GRENADA WHITE



FRENCH GREY

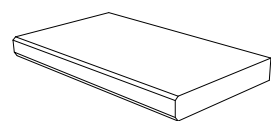


WINTER MARVEL

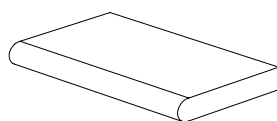


MIDNIGHT SKY

COPING
24 x 14 x 2³/₈"
600 x 360 x 60mm



CHAMFERED



FULLNOSE

Color selection should be chosen from actual samples.

Architectural

Coping & Pillar Cap

ENDURACOLOR™



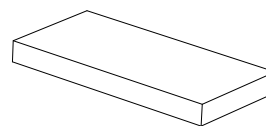
Exclusive to **JNIOCK®**



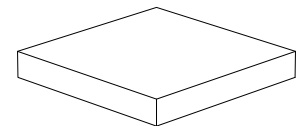
BUFF



CHARCOAL



COPING
24 x 14 x 2³/₈"
609 x 355 x 60mm



PILLAR CAP
28 x 28 x 3"
711 x 711 x 75mm

Pisa™

Coping



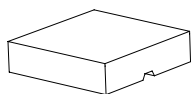
GRANITE



RIVER



SIERRA



12" COPING
 $11\frac{7}{8} \times 11\frac{7}{8} \times 3"$
 $300 \times 600 \times 75\text{mm}$

Pisa™ XL

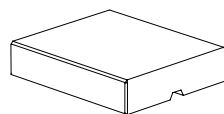
Smooth Coping



GRANITE



FIELDSTONE



COPING
 $15\frac{3}{4} \times 12\frac{3}{4} \times 3"$
 $400 \times 325 \times 75\text{mm}$

SienaStone™

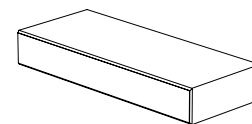
Step



GRANITE



NATURAL



48" STEP
 $47\frac{1}{4} \times 19\frac{3}{4} \times 7\frac{3}{8}"$
 $1200 \times 500 \times 185\text{mm}$

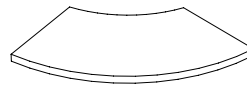
Ledgestone™ Coping & Pillar Cap



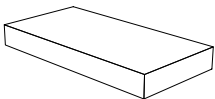
BUFF



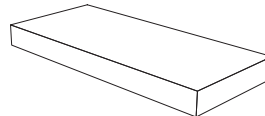
GREY



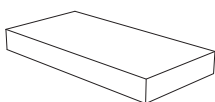
**NEW ROCKFACE
FIRE PIT COPING**
21½ x 10 x 2⅝"
546 x 254 x 65mm



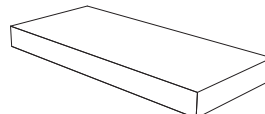
ROCKFACE COPING
24 x 12 x 2⅜"
610 x 305 x 70mm



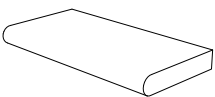
**ROCKFACE
LARGE COPING**
30 x 13½ x 2¾"
762 x 343 x 70mm



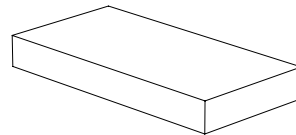
**ROCKFACE
CLOSED-END COPING**
24 x 12 x 2⅜"
610 x 305 x 70mm



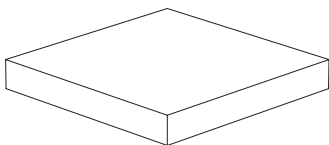
**ROCKFACE LARGE
CLOSED END-COPING**
30 x 13½ x 2¾"
762 x 343 x 70mm




FULLNOSE COPING
24 x 12 x 2⅜"
610 x 305 x 70mm



48" ROCKFACE STEP
48 x 24 x 6"
1220 x 610 x 150mm



**24" PILLAR CAP
ROCKFACE**
24 x 24 x 3⅞"
610 x 610 x 100mm



**29" PILLAR CAP
ROCKFACE**
29⅞ x 29⅞ x 3⅞"
740 x 740 x 100mm

Color selection should be chosen from actual samples.

Natural Stone Coping, Steps & Pillar Caps



CASCADE

▲ NEW



BLACK RIVER



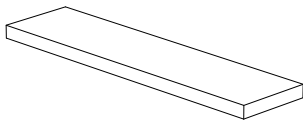
GREYFIELD



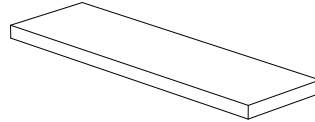
STONE CLIFF GREY

COPING

Fullnose, Rockface and Straight Edge



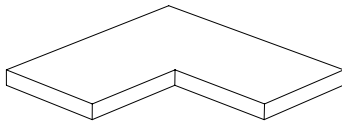
48 x 12
 $47\frac{1}{2} \times 11\frac{7}{8} \times 2"$
 1200 x 300 x 50



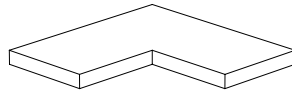
48 x 14
 $47\frac{1}{2} \times 14 \times 2"$
 1200 x 355 x 50

NEW CORNER COPING

Fullnose and Straight Edge



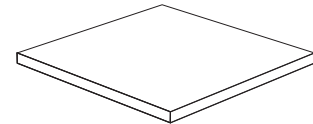
28 x 14
 $28 \times 14 \times 2"$
 710 x 355 x 50



24 x 12
 $23\frac{5}{8} \times 11\frac{7}{8} \times 2"$
 600 x 300 x 50

NEW INSERT COPING

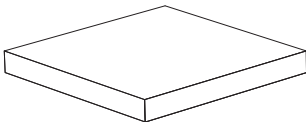
Sawn Edge



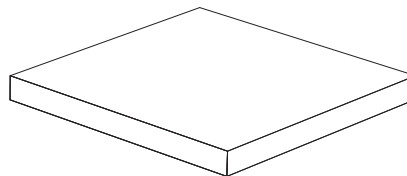
$24 \times 24 \times 2"$
 600 x 600 x 50mm

PILLAR CAPS

Rockface and Straight Edge



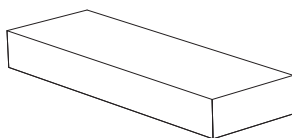
24" PILLAR CAP
 $23\frac{5}{8} \times 23\frac{5}{8} \times 2\frac{5}{8}"$
 600 x 600 x 64mm



28" PILLAR CAP
 $28 \times 28 \times 2\frac{5}{8}"$
 710 x 710 x 64mm

STEP

Rockface and Straight Edge



48 x 16
 $47\frac{1}{4} \times 15\frac{3}{4} \times 5\frac{7}{8}"$
 1200 x 400 x 150

EDGE DETAILS




Fullnose



Rockface



Straight Edge



Our natural stone coping pairs beautifully with Unilock pavers and slabs. See below for a list of popular combinations.

		NATURAL STONE COLORS			
		Black River	Cascade	Greyfield	Stone Cliff Grey
COMPLEMENTARY UNILOCK PAVER COLORS	Arctic Grey	•		•	
	Basalt		•	•	•
	Burgundy Red	•			•
	Burnt Clay				•
	Corvara	•			
	Dark Charcoal		•	•	•
	Dawn Mist	•	•		
	Fossil		•		•
	French Grey		•	•	
	Granite Fusion	•	•	•	•
	Grenada White	•	•	•	
	Light Granite	•	•		
	Midnight Sky	•			
	Modena			•	•
	Oat Beige	•	•		•
	Opal Blend	•			
	Sable Blend	•			•
	Sterling				•
	Summer Wheat	•			
Vivanto	•		•		
Winter Marvel	•		•		

See page 82 for additional Natural Stone information.



Learn & Plan

Nothing ventured, nothing gained! Transform your hardscape ideas into bold, thrilling reality with the right help, knowledge and preparation. Unilock has the experts, the plans and the tools you need to succeed!



Finding the right Contractor

Even the best materials can be spoiled by subpar installation and craftsmanship, which is why choosing the right contractor for the job is the most crucial decision for your project. Remember that the cheapest quote is rarely the best option, so make sure to ask the right questions.



Guaranteed to do the job right.



Unilock Authorized Contractors have met our exacting standards for installation methods and business practices. Connect with us online, by phone or at one of our locations and we'll be happy to connect you with a contractor in your area who is guaranteed to do the job right. We stand behind our contractors with a 2-year workmanship guarantee.



Register online at [Unilock.com](https://www.unilock.com) and we'll match you with a Unilock Authorized Contractor in your area.

Contractor Checklist



1	Check Credentials	How long has the contractor been installing pavers and walls? Has the contractor installed projects in the past with the features you're considering?
2	Review Portfolio	Look at their past work. Great contractors will have a number of their projects to show off. Do they offer any type of design services and what is the cost for this? Is the contractor's style and design something you would like for your project?
3	Assess Workmanship	Ask to see a project or two that the contractor completed more than two years ago to see how their work has held up. Look for nice neat cuts and edge restraints that are still in place. Do they warranty their work? Have they had any warranty claims in the past?
4	Learn about the Crew	Some contractors will hire other companies to perform parts of the work, like lighting and irrigation. Be sure to ask how these sub-contractors will be vetted and managed.
5	Jobsite Preparation	What are the contractor's base preparation methods? What materials are used and why? Is there a standard procedure for base preparation or will the contractor assess your site's unique needs?
6	Schedule and Timeline	How far in advance are projects being booked and how long might your project take? What are the contractor's payment terms? Do they require a deposit upfront to secure the timing of the project?
7	Read the Fine Print	Does the contractor have the proper licensing for their work? Does the contractor have liability insurance and are employees covered by Workers Compensation? Will permits be required for the job and if so, who is responsible to secure them?
8	Listen to your Gut	Do you like and trust this contractor? Can you communicate easily? Will the person you are meeting now be on-site throughout the project, or will there be a different daily contact? Double check your gut impression by reaching out to references.



Scan here for our
Unilock Project
Planning Guide.

Unilock Resources

Your all-in-one resource hub to help kick-start your hardscape project, the Unilock way!

Unilock.com

Throughout your project journey we know you'll have lots of questions, and our website has answers. From the hundreds of topics covered in our Knowledge Center, to design advice and inspiration, we're here to help far beyond your selection of Unilock products.



Knowledge
Center



Design
Advice



Project
Planning Guide



Unilock Authorized
Contractors



DO-IT-NOW PAYMENT PLAN

BUILD NOW, PAY LATER

The Unilock Do-it-Now Payment plan makes it possible to complete your project now and pay later.

**Only available from participating contractors.*



Scan for more details.



Frequently Asked Questions



Do-It-Yourself Guides



Project Maintenance



Transferable Lifetime Guarantee





Come visit us in Rittman or Cincinnati

UNILOCK Outdoor Idea Center

See

An expansive display of Unilock products in a life-size outdoor setting

Talk

To our knowledgeable staff and we'll help you create a plan to achieve the outdoor space you're dreaming about.

Take

FREE samples of Unilock paver and wall products home with you.



Scan here for more information and a 3D virtual tour!

Please feel free to walk around and browse our Outdoor Idea Center at any time. Call 1-800-UNILOCK or visit Unilock.com for more details and staff hours.



Rittman Location 12560 Sheets Road Rittman, OH 44270
Cincinnati Location 8600 Southwest Parkway Harrison, OH 45030



UVISION[®]
 — 3D LANDSCAPE CREATOR —



3D Rendering Created with Uvision® 3D Design Software



Finished Project

While there are many contractors and designers who still prefer to draw by hand, more and more plans today are being created digitally and in 3D.

If you're having trouble imagining what your project will look like when it's complete, a 3D design can really help.

Speak to your contractor about how 3D design can help you visualize the possibilities for your project!

Connect with us online or by phone to find a qualified contractor who can prepare a 3D design for your project!

Build Basics



1 EXCAVATION

All outdoor projects should begin with the removal of grass and topsoil. The depth will be determined by two things:

1. **Soil Type** - Sandier soil requires less excavation than clay-based soil.
2. **Use** - Patios and walkways, which take lighter loads should require less excavation than driveways and retaining walls, which require deeper excavation.

Depth of excavation can be reduced significantly if a layer of DriveGrid is placed at the bottom of the excavation before gravel gets placed. Loose subsoil should always be compacted prior to installing DriveGrid and gravel.

A proper base ensures that your pavers and walls won't shift during freeze thaw cycles.

2 GRAVEL BASE

A gravel base is placed into the excavated area. Ideally, this gravel base will need to be:


- > **Strong enough** to support the weight of anything placed on the surface.
- > **Free draining** to allow water to escape the base and enter the subsoil. A perforated drain pipe in the gravel base may be necessary for retaining walls in order to direct water away from the wall's base.
- > **Extended** at least 6" (150mm) beyond the finished paver surface's edges.
- > **Compacted** in several layers, using the proper equipment.

3 BEDDING LAYER

On top of the firm gravel base, a 1" (25mm) layer of sand or tiny stone chips is spread out and smoothed. This layer enables the levelling or sloping of paver or wall units for drainage and smoothness.

Some contractors may recommend a poured concrete surface over a standard bedding layer, which is acceptable if the concrete is carefully poured and rests on a solid, well-drained base.

Note: Once concrete is poured, the height of paver or wall units can no longer be adjusted.



4 RESTRAINT SYSTEM

To prevent pavers from shifting, a concrete edge will be constructed or an edge restraint fixed with long metal spikes. For walls, adhesive can be used to secure rows of blocks together. Larger retaining walls may require geogrid every few layers to secure the wall into the soil that is being retained.

5 JOINT MATERIAL

There are three types of joint material to choose from:

Basic Jointing Sand – Years ago, this was the only joint material available. As it wears away, issues with weeds could arise. If you decide to choose basic sand, we advise using a joint stabilizing sealant and be ready to top up the sand as necessary.

Polymeric Sand – This special sand is blended with a binding ingredient to help it stay in place longer. Check with your local Unilock Dealer for the best jointing sand/compound for your project.

Resin Sand – Resin sands are the strongest jointing sand available, and have been proven to have the longest lifespan of any jointing sand. Different resin sands are available for various uses.

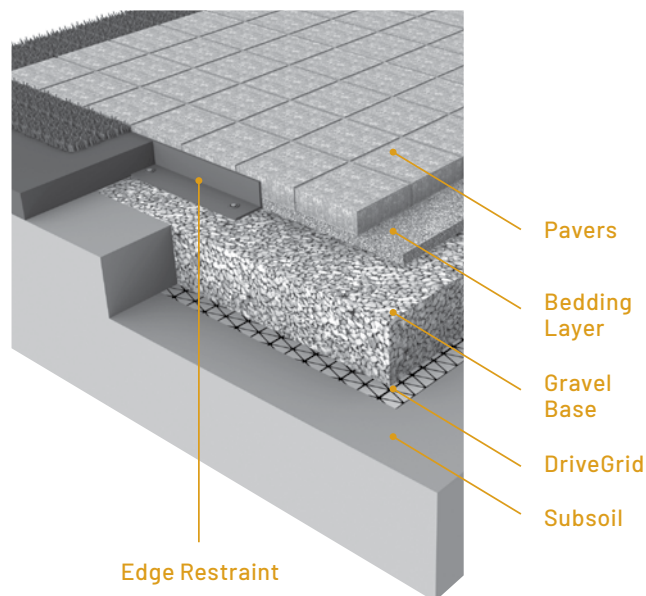
6 SEALING

Unilock pavers will be durable with or without a sealer. Some homeowners may choose to apply a sealer to enhance paver color, while others choose to appreciate the color of the pavers as they are. If you decide to seal, be prepared to re-seal your pavers every 3-5 years.

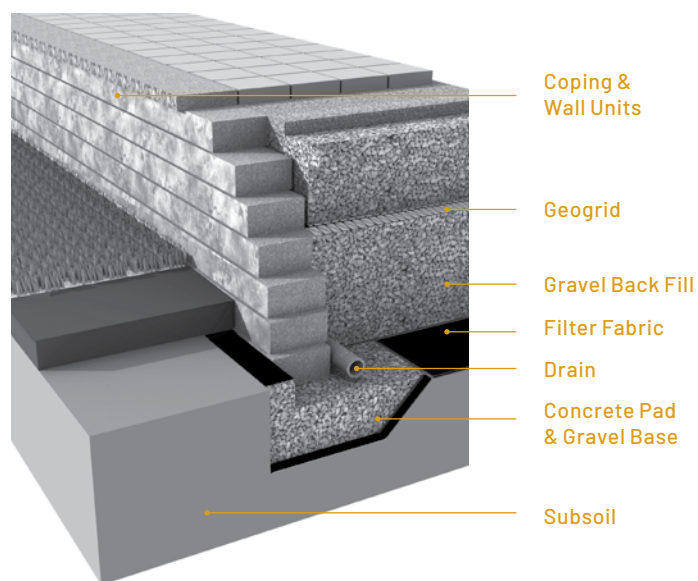
Factory-Sealed Products

Elegance® pavers and Unilock® pavers manufactured with EasyClean™ have been pre-sealed at the factory. To clean and brighten the surface at any time, a gentle power washing of the surface is recommended. If you wish to re-seal, wait a minimum of three years before applying sealant. Use only solvent-based sealants on factory-sealed products.

PAVER CONSTRUCTION



WALL CONSTRUCTION



Learn about frequently used terms in the hardscape industry.



Our Quality Commitment



Unilock was the first concrete paver manufacturer in North America to offer a Lifetime Guarantee, and since then we have continued to stand behind it to ensure customers are completely satisfied with our products. With almost 2 billion stones in the ground, that's quite the commitment!

Our products are better and stronger than other brands. In fact, our internal standards of manufacturing in the USA and Canada far exceed industry standards set by ASTM (American Society for Testing and Materials) and CSA (Canadian Standards Association) and other European organizations.

LIFETIME GUARANTEE - RESIDENTIAL

Our Transferable Lifetime Guarantee warrants the structural integrity of Unilock concrete paving stones and retaining wall units when used in residential applications. It covers any structural failure or deterioration of the concrete unit resulting from normal use or from the reasonable application of sodium chloride (common rock salt used for de-icing). StoneMark™ products have the same warranties as Unilock paving stones and retaining walls, but cannot be warrantied against damage resulting from de-icing products.

Any materials installed and maintained to our guidelines, and subject to normal wear, that prove defective, will be replaced without cost. Proof of purchase is required. Customers are encouraged to submit receipts to us as soon as their project is complete, using the Unilock Warranty Registration Form on our website (Unilock.com).

Purchasers need to ensure that the product they purchase is appropriate for their intended application; for example, only certain thicknesses of products are appropriate for driveways. Color matching of the replacement product and/or lost time cannot be guaranteed and labor costs related to installing replacement product is not included. Unilock reserves the right to seek a professional diagnosis and opinion to determine the exact cause of the product failure. If the failure falls within our warranty parameters, Unilock will replace the defective product.

EXCLUSIONS - Unfortunately, some things are beyond the control of Unilock, and are therefore not covered by this warranty. These include: naturally occurring efflorescence, hazing from polymeric jointing sand, scratching and chipping resulting from snow removal or construction equipment, damage caused by natural or un-natural disasters, or negligence by anyone other than Unilock. While EasyClean helps to increase a paver's resistance to staining from various substances, it does not make our products stain-proof nor does it resist every kind of stain. The Unilock warranty also does not cover deterioration or damage as a result of poor design or poor installation practices that are contrary to specifications as laid out by ICPI (Interlocking Concrete Pavement Institute) and the NCMA (National Concrete Masonry Association). For more information please visit www.icpi.org and www.ncma.org. Additionally, please refer to the Maintenance, Color and Installation Advisories.

MAINTENANCE ADVISORY

1. Cleaning and Sealing

As with anything that is outdoors, Unilock products are subject to harsh weather, dust, acid rain, leaf stains, water stains and general wear from foot or vehicular traffic. Therefore, periodic cleaning using environmentally safe detergents designed for cleaning concrete is recommended to maintain a bright, fresh appearance.

To make subsequent cleaning easier and more effective, a concrete sealer can be applied to new or cleaned products to help prevent the penetration of substances that can cause stains.

There are many types of concrete cleaners and sealers on the market. Always read the instructions carefully before using the product to make sure that it will function as expected. Testing first, in a small unobtrusive area, is always a good idea to ensure the results are acceptable. Consult your local hardscape dealer to find the products best suited for your paver or wall installation.

2. Winter Maintenance

Snow removal by way of metal blades on plows or shovels will scratch and chip the surface of pavers, causing permanent damage. To mitigate this risk, metal snow clearing blades must always have a polyurethane or rubber cutting edge attached when plowing pavers.

De-icing Salts - The use of de-icing products on paver surfaces is important for safety and to help mitigate snow accumulation. Most de-icing products will have some effect on concrete, even



Visit [Unilock.com](https://www.unilock.com) to register for your Transferable Lifetime Guarantee.

if the product label indicates that it is safe on concrete. If you must use a de-icing product, we recommend that you use Sodium Chloride (ordinary rock salt) or Calcium Chloride (for colder climates). Always apply sparingly. The use of de-icing products on StoneMark, wet-cast pavers, slabs or coping may damage the product and therefore is not recommended. Whenever possible use a coarse sand as an anti-slip measure instead of de-icing chemicals.

COLOR ADVISORY

1. Selection

Due to the inherently variable nature of printed materials and digital monitors, Unilock cannot guarantee that products will match the color of printed or online images. Therefore, when making final product selections, decisions should be made based on actual stones which are readily available from Unilock, Authorized Contractors or Authorized Dealers. Most Unilock products are not comprised of a single color, but rather contain blended colors for a more natural appearance. This means that there will be significant color variance from stone to stone, so purchasers should view multiple units together to get a more accurate impression of the overall color.

Note: Unilock Natural Stone variations are outside the control of Unilock. Purchasers of natural stone must be willing to accept this inherent variability.

2. Pre-installation checking

Always check the label to ensure that the Unilock product delivered to your project is the product and color ordered. If there is a discrepancy, or if the product

inside the packaging doesn't appear to be correct, contact your hardscape dealer before installing any pavers or wall units. If the product is installed, it indicates your acceptance of the products as delivered.

3. Blending

If the project requires more than one bundle of product it's always a good idea to draw product from several bundles when installing, as this ensures that any variation between bundles will be seamlessly integrated in the project. When bundles are from different production runs, random selection from multiple bundles is even more important.

4. Efflorescence

Efflorescence is a naturally occurring process that may appear as a white or light grey powder on the surface of concrete, clay or natural stone. It is temporary, and will disappear over time. However, if it is bothersome, an efflorescence cleaner can be used to remove it. There is no way to predict or prevent efflorescence. Because it does not compromise the structural integrity of the product, it is not covered by Unilock product warranties.

INSTALLATION ADVISORY

1. Construction Residue

While a certain amount of dirt on pavers and walls is inevitable during the construction phase, installers are strongly encouraged to clean as they go as construction residue can embed in the surface and become difficult to remove. The slurry produced during wet-saw cutting is particularly stubborn to clean if allowed to dry on the surface of pavers. Unilock warranties do not cover

stains caused by a failure to remove construction residue.

2. Polymeric Haze

Surface hazing caused by polymeric jointing sand is not the responsibility of Unilock. Polymeric jointing sand should only be installed by an experienced and knowledgeable contractor. Any sand that is left on the surface prior to activation will result in a haze that is very difficult and time-consuming to remove. Only the highest quality, brand name polymeric sand that is guaranteed by the manufacturer should be used.

3. Compaction Damage

Both smooth and textured paver surfaces can be scratched by compaction equipment used to 'flatten' a new paver installation. Therefore, metal plate compactors must be fitted with a polyethylene mat to protect the paver surface from becoming scratched, or a superior option is to use a rubber-roller compactor instead. Damage to product surfaces caused by failure to follow these instructions is not covered by Unilock product warranties.

FIRE PIT WARNING

Unilock warranties do not cover damage that is heat related. Wood-burning fire pits must be lined with a proper metal insert or refractory (fire-rated) brick to protect the concrete components from extreme exposure to heat. Extreme heat on a concrete surface may affect the structural integrity of the concrete and can be dangerous. The floor of the fire pit should always be constructed using refractory brick or a sand bed. For your safety, always use a spark screen over the fire.

Index

COVER

Beacon Hill Smooth with Copthorne accents and Rivercrest Wall with Natural Stone coping

PAVERS AND SLABS

Arcana™	98
Artline™	100
Beacon Hill™ Flagstone	102
Beacon Hill Smooth	104
Bristol Valley®	106
Brussels Block®	108
Boulevard™	109
Camelot™	110
Copthorne®	86 & 112
Courtstone®	88 & 114
Eco-Hex™  NEW	115
Eco-Optiloc™ 	116
Eco-Priora™ 	117
Eco-Promenade™ / EcoTerra™  NEW	118
Eco-Promenade / Series™ 	119
Hex™	120
Granito™	122
Hollandstone™	123
Holland Premier™	124
Il Campo®	126
Mattoni™	127
Natural Stone	80-82
Nordic Cobble™ 	128
Promenade™ 80mm	130
Promenade 100mm	132
Richcliff®	90 & 134
Series™	135
Skyline™	136
Soreno™	138
Thornbury™ 	141
Town Hall® 	92 & 140
Treo®	143
Treo Smooth 	144
Tribeca Cobble™ 	142
Umbriano®	146-150
Urban™ NEW	152
Westport™	154

RETAINING WALLS AND VERTICALS

Brussels Dimensional Stone®	158
Estate Wall™	160
Lineo™ Dimensional Stone	162
Olde Quarry™ NEW	163
Pisa™	164
Pisa XL	165
Pisa XL Smooth	166
Quarry™ Smooth NEW	168
Rivercrest® Wall	94 & 170
SienaEdge™	172
SienaStone™	173
Split'N Stack™	174
U-Cara®	175-178
U-Cara Modular System	179
U-Cara Wall Mount System	180

STEPS, TREADS, COPING & CAPS

Architectural Coping & Pillar Cap	192
Beacon Hill Coping NEW	189
Fullnose™ & Double Fullnose™	190
Ledgestone™	194
Natural Stone	195
Pisa Coping	193
Pisa XL Smooth Coping	193
Umbriano Coping	192
Universal Coping	189
Urban Coping NEW	191
SienaStone Step	193

COLLECTIONS

Arcana	64
Beacon Hill	68
Umbriano	72
Urban	76

TOPICS OF INTEREST

Build Basics	205
Contractor Tips	200
Creative Ideas	186
EnduraColor™	55
Elegance™	83-94
EasyClean™	55
Fire pits & Fire Features	182
Finishes	52
Joint Material	53
Laying Patterns	50
Natural Stone	82 & 196
Outdoor Idea Center	203
Outdoor Kitchens	184
Pavers & Slabs	96
Permeable Pavements	59
Pillars	185
Retaining Walls	156
Steps, Treads, Coping & Pillar Caps	188
Sustainability	57
Unilock Resources	201
Unique Touches	53
Uvision	204
Water Features	185

Unilock Ltd. and Hengestone Holdings, Inc. are the owners or authorized users of all trademarks used in this publication unless otherwise specified. Umbriano® are trademarks of Metten Stein + Design GmbH & Co KG used under license by Unilock®. Measurements throughout this portfolio are nominal. Not all products shown are available at all Unilock locations. Log on to Unilock.com for availability. Colors shown in this catalog should be used only as a guide. Colors should always be chosen from actual samples. Contact your local Unilock representative for color availability in your area.



F O L L O W U S

@UNILOCK



@UNILOCKLIFE





TRANSFORMING
HARDSCAPES

CHICAGO
(630) 892-9191

MILWAUKEE
(262) 742-3890

KANSAS
(913) 417-7985

BOSTON
(508) 278-4536

NEW YORK
(845) 278-6700

MID-ATLANTIC
(202) 798-2060

MICHIGAN
(248) 437-7037

ONTARIO
(416) 646-9000

QUÉBEC
(450) 546-2797

CINCINNATI / KY / TN
(513) 202-0219

**OHIO / WESTERN PA
/ WNY & CNY**
(330) 927-4000

UNILOCK.COM 1-800-UNILOCK

