




# DuraHold<sup>®</sup>

1-800-UNILOCK | [UNILOCK.COM](http://UNILOCK.COM)

**UNILOCK**<sup>®</sup>  
PAVERS & WALLS



# DURAHOLD®



NATURAL



## PRODUCT ATTRIBUTES

Visual Appearance	DuraHold® and DuraHold2® are similar in appearance. DuraHold is nearly twice the depth of DuraHold 2. This product gives an industrial appearance.
Finish	Standard.

## PRODUCT SPECIFICATIONS



### STANDARD

72 x 12 x 24"  
1830 x 300 x 600mm



### COPING

72 x 12 x 24"  
1830 x 300 x 600mm



### CLOSED-END COPING

72 x 12 x 24"  
1830 x 300 x 600mm



### TIE-BACK

72 x 12 x 24"  
1830 x 300 x 600mm



### 1/2 STANDARD

36 x 12 x 24"  
915 x 300 x 600mm



### 1/2 COPING

36 x 12 x 24"  
915 x 300 x 600mm



### CORNER 90°

60 x 12 x 24"  
1524 x 300 x 600mm  
(Right corner shown)

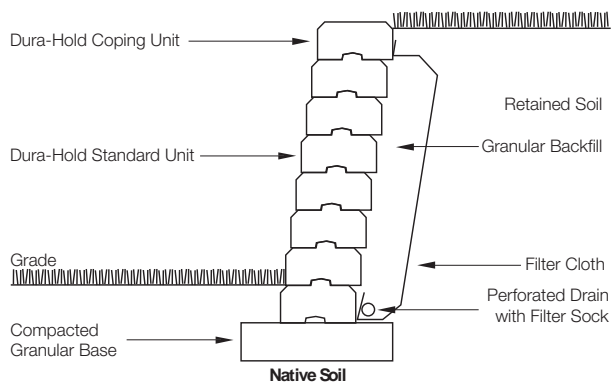


### CORNER 45°

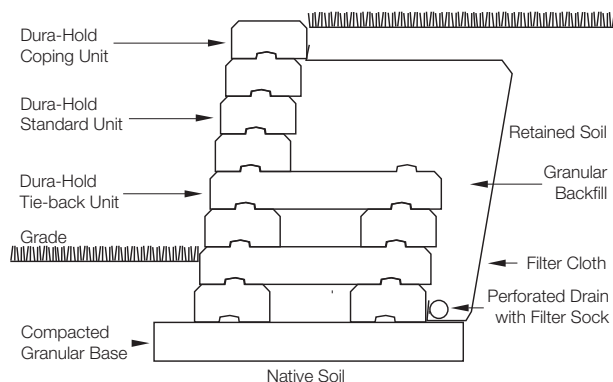
60 x 12 x 24"  
1524 x 300 x 600mm  
(Right corner shown)

## CROSS SECTIONS

### GRAVITY WALL SECTION



### CRIB WALL SECTION



Cross sections are examples, and must not be used for construction.

## TECHNICAL INFORMATION

### ASTM C 1372 Standard Specifications for Dry-Cast Segmental Retaining Wall Units

Conforms to:

- C140 for Absorption and Compressive Strength > 3000 PSI
- C1262 for Freeze Thaw Durability <1% mass loss
- C1372 Overall dimensional variations permissible for width, height and length +/-3 mm

### Unilock standards exceed 5,000 PSI for DuraHold® products

- 4% absorption avg.
- 5% absorption max.
- Dimensional Accuracy +/-3 mm

Test results available upon request

### Meets the U.S. Architectural & Transportation Barrier Compliance Board Slip-Resistance Surfaces Advisory Guidelines

## PRODUCT DATA


Stones & Bundling	Face Feet Per		Linear Feet Per		Units Per		Per Bundle		Lbs Per	
	Bundle	Unit	Bundle	Unit	Bundle	Face Feet	Layers	Sections	Unit	Bundle
<b>Gormley Manufacturing</b>										
Standard		6.024	6.02	6.024	1	0.17			1,680	1,680
Coping		6.024	6.02	6.024	1	0.17			1,560	1,560
Coping Closed End		6.024	6.02	6.024	1	0.17			1,560	1,560
Tie-back		2.000	2.00	2.000	1	0.50			1,660	1,660
½ Standard		3.003	3.00	3.003	1	0.33			800	800
½ Coping		3.003	3.00	3.003	1	0.33			780	780
Corner 90° Right / Left		7.042	-	-	1	0.14			1,320	1,320
Corner 45° Right / Left		7.042	-	-	1	0.14			1,480	1,480

Notes: \*Closed-end coping units are available and are closed on both ends so that they may be used as left or right. Tie-back units are reinforced with steel. 1/2 Standard units are slightly tapered and can be used to create a 55-foot radius. Please note that 1/2 Coping units are not tapered. Refer to terms and conditions for placement rates. All measurements are nominal. Automatic setback is 1½" per row. Vertical walls may also be constructed. Engineering services are available. Contact your Unilock Territory Manager or call 1-800-UNILOCK for further information.

\*For custom options, please contact your Unilock Territory Manager.

## APPLICATIONS

### Retaining Walls & Engineered Retaining Walls

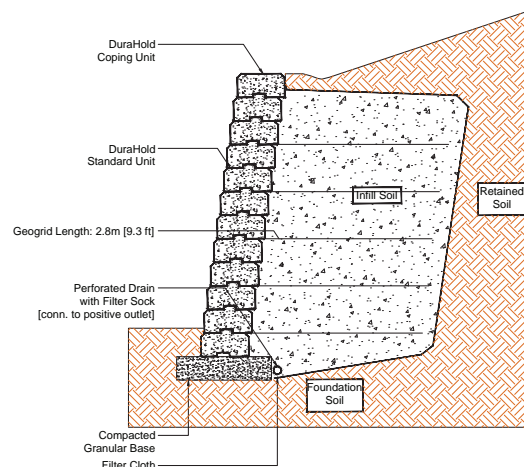


Refer to the DuraHold Installation Guide for more information.  
<https://www.risistone.com/installation-guides/>



Clamps available at Unilock. Please contact your Unilock Territory Manager or call 1-800-UNILOCK.

### GEOGRID WALL SECTION



Cross sections are examples, and must not be used for construction.

#### \*Things to know:

Unilock, through **Risi Stone Systems International**, can provide preliminary site engineering for most commercial projects. Soils information, site drawings, and loading requirements are some of the information details required in order to provide this preliminary site engineering. Retaining wall engineering software is also available free of charge. Contact your local Unilock representative for details.

For more information please visit <https://www.risistone.com/product/durahold/>