



Windermere™ Flagstone

1-800-UNILOCK | [UNILOCK.COM](https://www.uni-lock.com)

UNILOCK
PAVERS & WALLS

WINDERMERE™ FLAGSTONE

CLASSIC



CLIFFSIDE GREY



GRANITE BLEND **NEW**



IRISH COAST



MAHOGANY
WHILE QTY'S LAST



SANDY BEACH

PRODUCT ATTRIBUTES

Visual Appearance	Gentle surface clefts and clean edges.
Finish	Flagstone finish.

EDGE DETAILS



WAVED EDGE

PRODUCT SPECIFICATIONS



LARGE RECTANGLE
14 $\frac{1}{16}$ X 21 $\frac{1}{4}$ X 2 $\frac{3}{4}$ "
360 X 540 x 70mm



SQUARE
14 $\frac{1}{16}$ X 14 $\frac{1}{16}$ X 2 $\frac{3}{4}$ "
360 x 360 x 70mm



SMALL RECTANGLE
7 $\frac{1}{8}$ X 14 $\frac{1}{16}$ X 2 $\frac{3}{4}$ "
180 x 360 x 70mm



SMALL RECTANGLE
7 $\frac{1}{8}$ X 14 $\frac{1}{16}$ X 2 $\frac{3}{4}$ "
180 x 360 x 70mm
NEW

3 UNIT RANDOM BUNDLE

RECOMMENDED SAND



Gator G2 Super Sand

- | Rain safe after 15 mins
- | Sets above 32° F/ 0° C
- | Can be used for joints up to a max of 2"
- | Dust free and haze free
- | Requires only one watering
- | Two colours: Beige, Slate Grey

Coverage:

Colour	Narrow Joints	Wide Joints
Beige, Slate Grey <i>50lb. bag</i>	65-85 sqft	22-42 sqft

RECOMMENDED SEALER



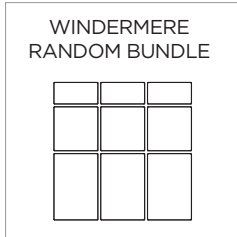
Gator Hybrid Low Gloss + Colour Enhancer

- | Water-based
- | Low gloss finish
- | Vibrant Colour Enhancer
- | Rain safe after 24 hours

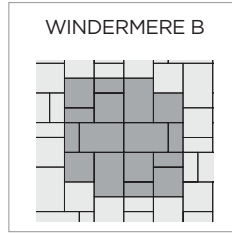
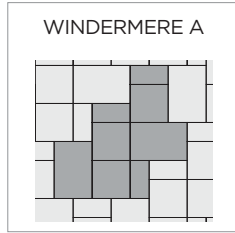
Coverage:

Size	Area
3.78 L / 1 U.S. gal.	200 sqft
18.9 L. / 5.28 U.S. gal.	1,000 sqft

BUNDLE CONFIGURATION



LAYING PATTERNS



TECHNICAL INFORMATION

ASTM C936 Standard Specifications for Solid Concrete Interlocking Paving Units

Conforms to:

- C140 for Absorption 5% avg - 7% max
- Compressive Strength > 7,200 PSI avg.
- C67 for Freeze-thaw Durability
- C418 for Abrasion Durability
- Dimensional Accuracy **+/- 3mm**

Test results available upon request

Meets the U.S. Architectural & Transportation Barrier Compliance Board Slip-Resistance Surfaces Advisory Guidelines

TECHNICAL ADVANTAGES

CLASSIC

Budget-friendly. Utilize a traditional product mix of large and small aggregates that's consistent from top to bottom with colour mixed throughout

DRIVE FRIENDLY

Can handle vehicular loads

PRODUCT DATA

Stones & Bundling	Unit Thickness	SqFt Per				Per Bundle		Soldier LnFt Per			Sailor LnFt per			Units Per			Lbs Per		
		Bundle	Layer	Section	Stone	Layers	Sections	Unit	Section	Bundle	Unit	Section	Bundle	SqFt	Section	Bundle	Layer	Section	Bundle
Ayr Manufacturing																			
Random Bundle		96.90	12.11		1.346	8	-	-	-	-	0.977	-	99.2	0.74	-	72	388	-	3,103
Large Rectangle	2¾" (70mm)	-	-	-	2.093	-	-	-	-	-	1.181		42.5	0.48		24	-	-	-
Small Rectangle	2¾" (70mm)	-	-	-	0.698	-	-	-	-	-	0.591		28.3	1.43		24	-	-	-
Square	2¾" (70mm)	-	-	-	1.395	-	-	-	-	-	1.181		28.3	0.72		24	-	-	-
Small Rectangle Bundle	2¾" (70mm)	96.32	12.04	32.11	0.67	8	3	-	-	-	-	-	-	1.5	48	144	385.6	1,028	3,085

Notes: Acceptable for driveways and walkways. Product sold in full bundles only on a refundable skid. **Important: A urethane rubber paver mat must be used to prevent scuffing.** All measurements are nominal. Contact your Unilock Territory Manager or call 1-800-UNILOCK for further information.

*For custom options, please contact your Unilock Territory Manager.

APPLICATIONS



Pedestrian



*Wall pairing suggestion- U-CARA™ Wall or Brussels Dimensional Stone®



Residential Vehicular

*Paver Maintenance Tips:

- Equip plow scrapers and blades with shoes or high-density plastic blades to reduce the risk of damaging paver joints and the surface
- Only apply min. amount of de-icing salts necessary to melt the snow and ice. Remove excess salt after ice melts
- Regular cleaning routine should include sweeping or blowing loose debris from the pavement surface, and less frequently, deep cleaning with cleaning products and/or water
- Unilock pavers do not require sealing, however, some people choose to do so for aesthetic purposes

*Things to know:

Efflorescence is a naturally occurring calcium salt that can sometimes appear on the surface of concrete and clay products. Efflorescence does not affect the structural integrity of concrete, it is a purely aesthetic issue that typically disappears with no further intervention after a season of rainfall. If desired, the process can be accelerated by washing the surface with an Efflorescence Remover.